CONFERENCE / COLLABORATION

Price List
CANADA 2025

logiflex

Table of Contents

Introduction 3

Update Summary 4
Product Map 5
Our social responsability 8
Conditions of Sale 8
Manufacturing Standards 9
How to Use the Price List 10
Appendix A: Colors and Finishes 11
Appendix B: Conference Table Bases 13
Appendix C: Conference Table Surfaces 16
Appendix D: Salto Training Table 18
Appendix E: Multimedia Table 23
Appendix F: Woodgrain Direction 26
Appendix G: Surfaces and Edges 26
Appendix H: Pricing for Additional Adjustable Shelves 27
Appendix I: Maximum Dimensions Magog & Lennox 27
Appendix J: Pricing for Tops 28
Appendix K: Seating Capacity 29
Appendix L: Electrical Wire Management Solutions 30

Conference Tables 34

Arrow Bases 35
Cubic Bases 39
H Bases 42
Rectangular Bases 45
Y Bases 49
Howard Bases 52
Wellington Bases 56
Finesse 59

All Purpose and Occasional Tables 63

All Purpose Tables 64
Flint 78
Hatley 79
Table 19 83
Magog 85
Manhattan 94
Orford 95
Slim 98
Stanstead 100
Lennox 103

Training Tables 112

Salto Flip-top Table 113
Salto Flip-top Table with Modesty 114
Academic Tables on Levelers 115
Academic Tables on Casters 117

Complimentary Furniture 119

Wall Units 120
Credenzas 125
Cabinets 132
Mobile Service Carts 134
Conference Boards 137
Lecterns 138

Collaborative Furniture 140

Multimedias Tables 141
Link Collaboration Tables 149

Accessories 152

Handles 153
Legs 154
Miscellaneous Accessories 157
Electrical Accessories 158

Introduction

Update Summary

The Tables price list presents these principal modifications:

DATE	SECTION	MODIFICATIONS
March 3, 2025	Training Tables	• Addition of a new dimension for Salto table, with and without modesty.
	All the Price List	• All prices have been increased by approximately 3%.

Previous updates:

DATE	SECTION	MODIFICATIONS
January 22, 2025	Multimedias Tables	• Addition of multimedias tables TMM-TZ, TMM-WG, BMM-TZ and BMM-WG.
December 10, 2024	Conference Tables	• Addition of conference tables TARA, TARAW, BTRRA and BTRRAW.
June 26, 2024	All Purpose and Occasional Tables	• Addition of the Magog tables TCMAG20, TCMAG24, TRMAG20, TRMAG24, RTMAG20 and RTMAG24. • Addition of the Lennox tables TCLEN20, TCLEN24, TRLEN20, TRLEN24, TLEN20 and TLEN24.
	Accessories - Legs	• Addition of the round disk base RDB and square base SDB.
March 1, 2024	All the Price List	• All prices have been increased by approximately 5% except products with HPL surface. The Tables MLL, MAL, CSL, CGL, CSZL, OSL, OSZL, OGL and ACL have been increased by 10%.
November 22, 2023	All the Price List	• Removal of high gloss finish.
	Electrical accessories	• Addition of items for 15a electric circuit: BE1-DMB, BE1-DC, BE1-PI, BE1-J & BE1-HC. • Addition of Interlink items: BEL-1, BEL-2, BEL-PI72 & BEL-JFM. • Addition of port USB A + C SCQ. • Removal of QIRE, OAS, INT, COV1, TEL, COV2, 42AP, 42SB2, 42QDINSERT, DAISYT, 42FF & 42FM. • Replacement of item QIBL by CQIBL & CQIWH.

Product Map

Conference Tables

Arrow Bases p. 24

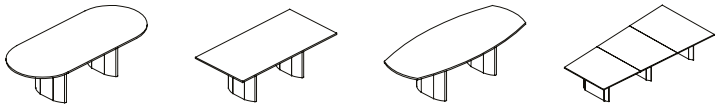

RTARW | TARW | BTRARW | TFARW

Cubic Bases p. 29

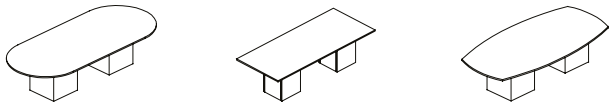

RTCU | TCU | BTRCU

H Bases p. 33

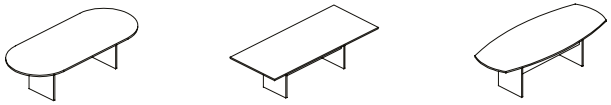

RTH | TH | BTRH

Rectangular Bases p. 37

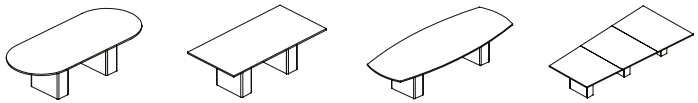

RTRE | TRE | BTRRE | TFRE

Y Bases p. 42

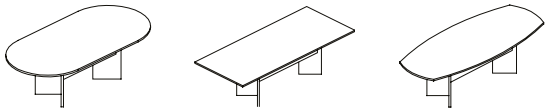

RTY | TY | BTRY

Howard Bases p. 52

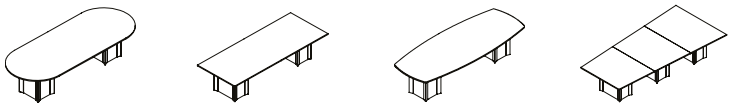

RTHOW | THOW | BTRHOW | TFHOW

Wellington Bases p. 56

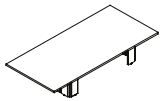

TWEL

Finesse p. 59

TARA | TARAW | BTRRA | BTRRAW

Product Map

All Purpose and Occasional Tables

All Purpose p. 64

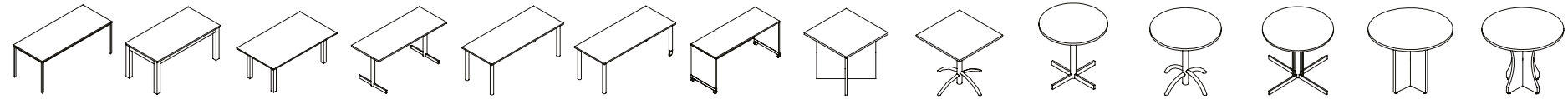

TSTR | TWL | TWLL | TMT | T4 | WT | TW | TCX | TCMXLX | TRMX | TRMXLX | TRMXH | TRX | TRXCV

Flint p. 78

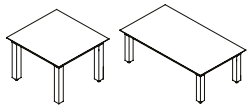

UTFBW

Hatley p. 79

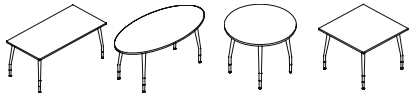

THAT | ELHAT | TRHAT | TCHAT

Tables 19 p. 83

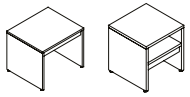

T19 | TTS19

Magog p. 85

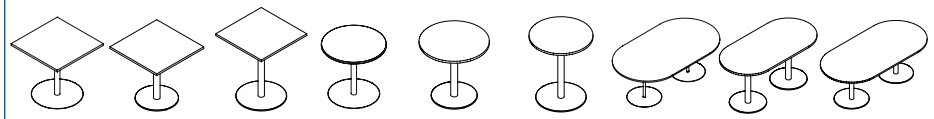

TCMAG | TCMAG20 | TCMAG24 | TRMAG | TRMAG20 | TRMAG24 | RTMAG | RTMAG20 | RTMAG24

Manhattan p. 94

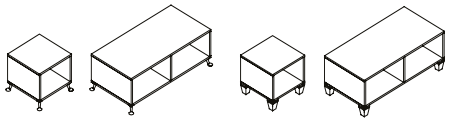

UTPM | UTWL

Orford p. 95

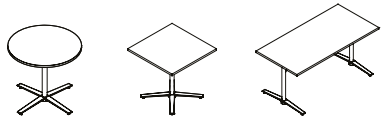

TRORF4 | TCORF4 | TORF2

Slim p. 98

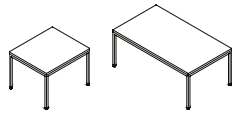

SL1T | SL2T

Stanstead p. 100

TCSTA424 | TRSTA424 | TSTA224

Lennox p. 103

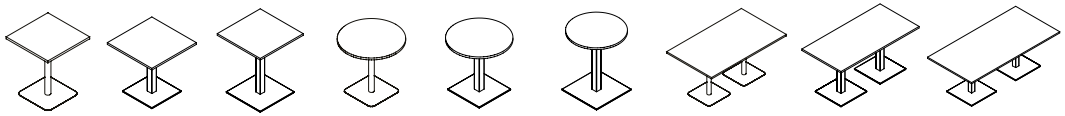

TCLEN | TCLEN20 | TCLEN24 | TRLEN | TRLEN20 | TRLEN24 | TLEN | TLEN20 | TLEN24

Training Tables

Salto p. 113

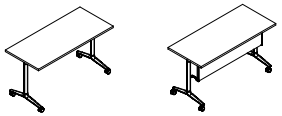

FTR | FTRM

Academic p. 115

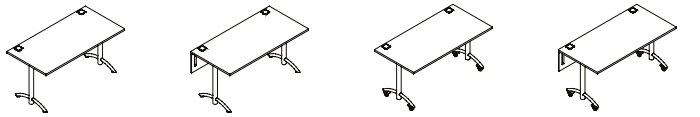

RETF24N | REMFMTF24N | RETF24WF | REMFMTF24WF

Product Map

Complimentary Furniture

Wall Units p. 120

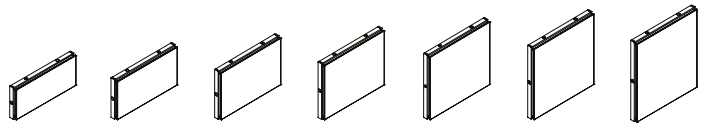

WU24 | WU30 | WU36 | WU42 | WU48 | WU54 | WU60

Credenzas p. 125

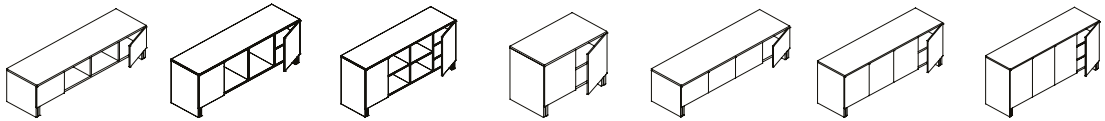

WELARBBAR20 | WELARBBAR29 | WELARBBAR36 | WELCRAR | WELARAR20 | WELARAR29 | WELARAR36

Cabinets p. 132

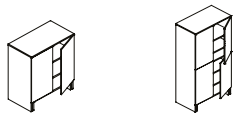

WELAR42 | WELAR78

Mobile Service Carts p. 134

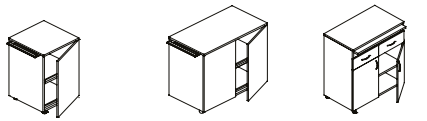

WELCART20 | WELCART36 | WCART36

Conference Boards p. 137

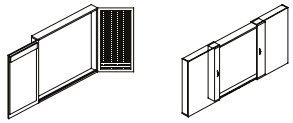

WC | WCSD

Lecterns p. 138

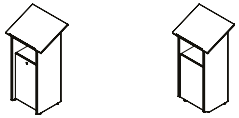

LTN | LTNM

Collaborative and Multimedias Furniture

Multimedias Tables p. 141

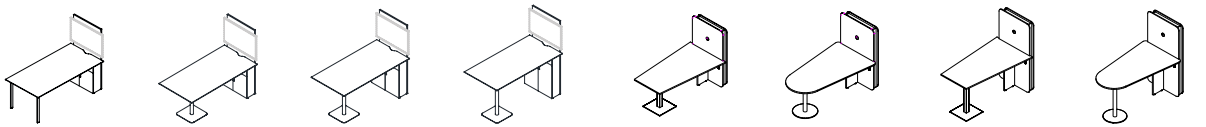

MP | MT | MB | MG | TMM-TZ | TMM-WG | BMM-TZ | BMM-WG

Link Collaboration Tables p. 149

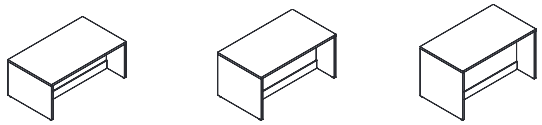

TAC29 | TAC36 | TAC42

Our social responsability

At Logiflex, we have chosen to be a responsible North American manufacturer by implementing initiatives for sustainable development. As much as possible, we source local materials and partner with suppliers who prioritize clean manufacturing processes. We also consolidate goods during transport to reduce ou fuel consumption and we continually make changes that help reduce our waste production.

The company is ISO 9001 certified.

You can consult our eco-responsible approach as well as all our certifications in the Certifications section of our website. Find out how our products can help you obtain LEED credits and the Logiflex products that are Indoor Advantage Gold certified.

Conditions of Sale

Prices

The amounts listed in this document are suggested retail prices and may be changed without notice. Applicable taxes are not included. If you have an open and active account with Logiflex, merchandise will be invoiced at the prices prevailing at the time of shipment. A deposit may be requested if the opening of your account has not been completed or if your account has become inactive.

Terms of Payment

Net 30 days F.O.B. Sherbrooke, Quebec. The invoice will be assigned the shipping date and is payable 30 days from that date. Logiflex remains the owner of the merchandise until the invoice is paid in full.

Customized Products (Special Items)

Price requests for customized products or special items can be submitted via the "Member Zone" section of our website, at www.logiflex.ca. Our quotations department will study your request and send you a quotation and a technical drawing for approval as soon as possible. Modifications to quotations or technical drawings can be requested the same way. The approved quotation(s) and technical drawing(s) can then be attached to your purchase order.

Orders

An official purchase order must be issued for all purchases. Your purchase order must contain the following information:

- Your company letterhead
- Your reference number
- The delivery address (with contact name, email and phone number)
- The complete product codes
- Furniture colour(s)
- Quantities
- Descriptions
- Retail prices and net prices
- Project registration number (if applicable), and your approved quotation and technical drawing (for special items).

Please note that a quotation cannot serve as a purchase order.

Returns

All returns must first be approved by Logiflex. If the return is accepted, a Logiflex customer service representative will send you an official return authorization form in order to facilitate procedures between you, the carrier, and the Logiflex merchandise reception clerk. Additional costs for shipping or other expenses may be applied following any merchandise returns.

Modifications and/or Cancellations

You have 48 hours from the time we acknowledge receipt of your order to make any requests for corrections or modifications. You may cancel your order during this same 48-hour period. If you would like to modify or cancel your order after this 48-hour verification period, please check with a Logiflex customer service representative. Orders cannot be changed or cancelled if production has already begun or if Logiflex has already received the raw materials.

Liability

Logiflex's liability ends once the carrier has delivered all items in good condition. A delivery receipt signed by the customer acknowledges that the shipment is complete and has been received in good condition.

Claims

Logiflex recommends inspecting the shipment before signing the carrier's delivery receipt. You must notify Logiflex of any incomplete shipments or damaged furniture within 30 days after delivery. Requests to replace damaged products can be made via the "Member Zone" section of our website, at www.logiflex.ca. Our after-sales service department will examine your request and help you correct the situation.

Changes

Logiflex reserves the right to make changes to the materials, accessories, components, specifications and designs, and to discontinue collections and/or models, at any time and without prior notice.

Storage and/or Shipping Fees

According to the terms Logiflex set forth in the transport policy. The transport policy can be consulted online in the Private Space.

Items Delivered Disassembled

Some items are delivered disassembled, such as empty desks, empty returns, bridges, arched tables, D, P or Q tables, lateral tables, end tables, hook tables, corner tables and extended-corner tables.

Warranty

Logiflex guarantees to the original purchaser that Logiflex products are free from defects in design, materials and workmanship for the product's lifetime, with certain exceptions.

You may consult the full warranty on the website: **Logiflex Warranty**

Manufacturing Standards

Product Dimensions

For display purposes, the furniture dimensions represented in the price tables on each product page are rounded to the nearest whole number.

Knocked Down Furniture

Conference tables are delivered dissassembled.

Surfaces

Surfaces are either 1" or 1-5/8" thick. Furniture in high pressure laminate are either 1-1/6" ou 1-9/16".

Drawer Fronts

A PVC strip 1.5 mm thick is systematically applied along all drawer front edges.

Wood Grain

The wood grain is always vertical on fronts and furniture doors. Surfaces more than 96" are in two parts. Logiflex cannot guarantee that the wood grain will match up on the different parts of a same surface.

Finishes

You must specify the desired finish(es) for each item of furniture ordered. Please make your selection(s) from the Logiflex chart. See Annexe A for further details on the available metal finishes.

Levelers

All freestanding furniture sit on 1" in diameter, white nylon levelers, allowing for up to 1-1/4" height adjustment. The standard finished height for work surfaces is 29".

Access Doors (AD) for Conference Table Bases

An access door can be added to each conference table base, where permitted by the type of base. If applicable, the option (AD) will be offered on the specifications sheet of the conference table in question. This information can be found in the "How to order" section of the conference table specifications pages in this price list.

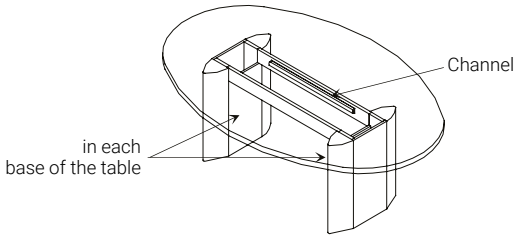

How to Use the Price List

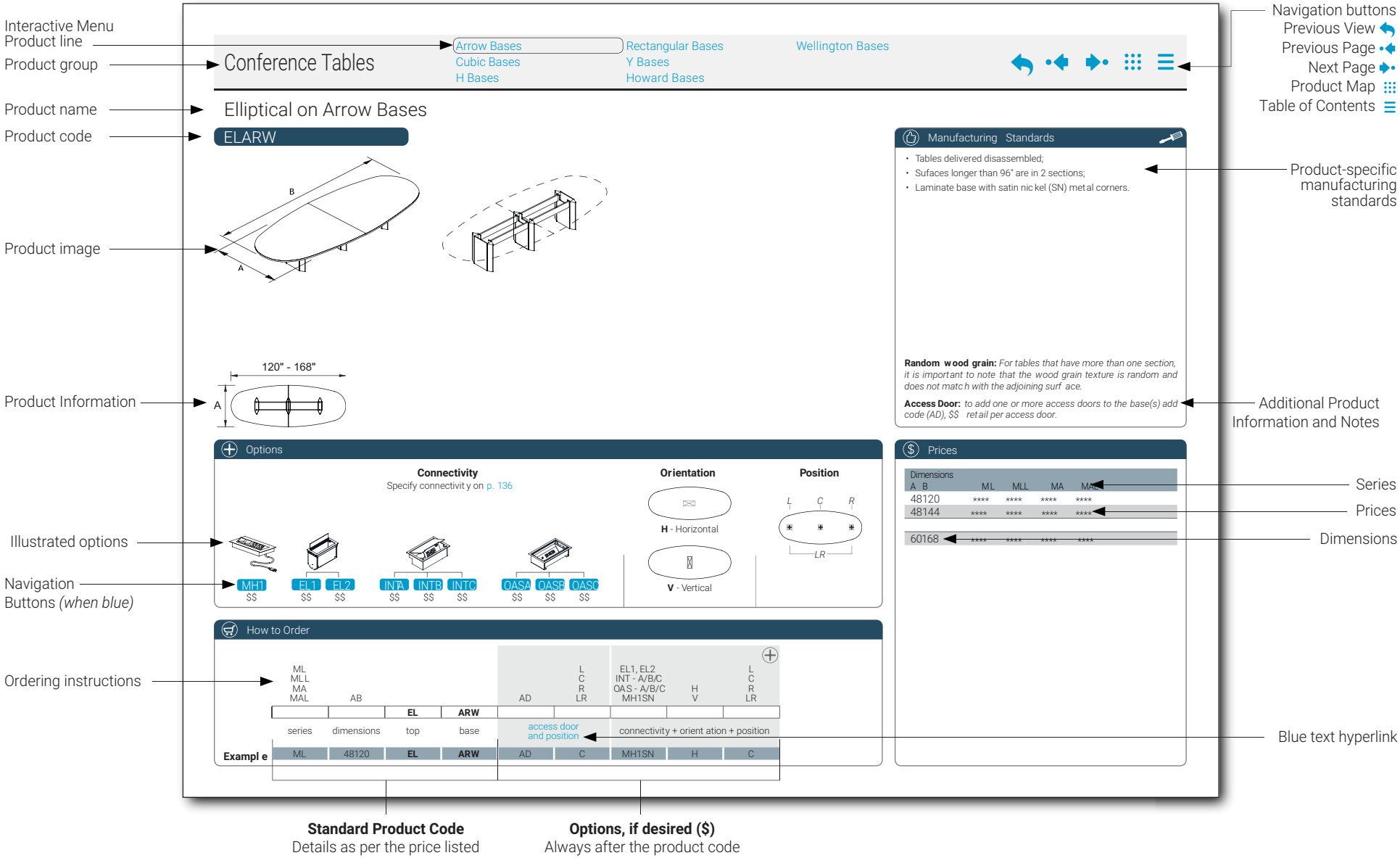

Appendix A: Colors and Finishes

How to specify your laminate colors

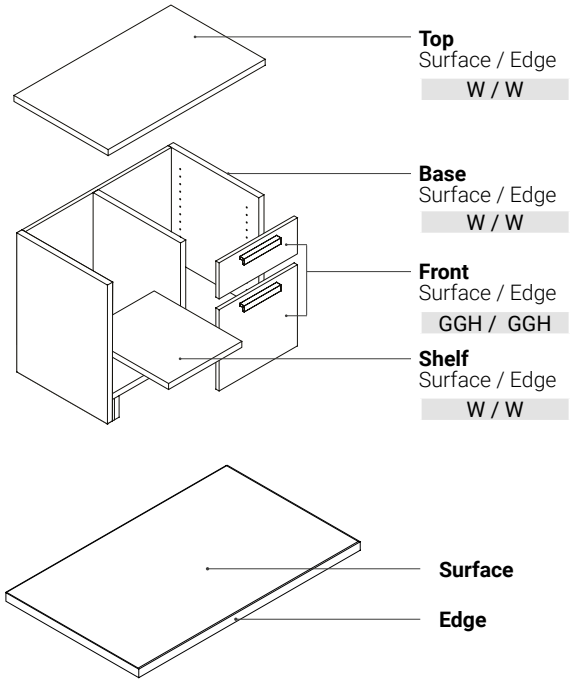

Glass and Acrylic

V4	White Glass	**KR**	Bright Red Glass
V5	White Satin Glass	**KM**	Metallic Gray Glass
KB	Jet Black Glass	**KA**	Satin Silver Glass
KS	Black Satin Glass	**KG**	Satin Gold Glass
KE	Ocean Blue Glass	**VS**	Frosted Glass
KO	Overseas Blue Glass	**PL**	Frosted Acrylic

Availablility Chart

FINI FINISH	CODE	COLOR COULEUR	THICKNESS ÉPAISSEUR ⅝"	1"	1-⅝"	HPL STRATIFIÉ	PANVAL CODE
OMNIA	DOO	Dosha	•	•		•	K77
	COO	Cosmos	•	•		•	K78
AURA	GIA	Ginger Root | Gingembre	•	•		•	H72
	HAA	Haze | Brume	•	•	•	•	H57
	OHA	Ohm	•	•	•	•	K69
	STA	Storm | Tempête	•	•	•	•	H58
	TUA	Tundra	•	•		•	H75
LYRA	ASY	Asha	•	•		•	K47
	CIY	Chiffon | Mousseline **	•	•	•	•	K60
	KAY	Kali	•	•		•	K46
SUPERMAT	IGS	Ingot grey | Gris lingot	•	•			828
	WGS	Willow grey | Gris saule	•	•			802
DOLOMITE	AU	Audacity | Audace **	•	•	•	•	241
	B	Jet Black | Noir intense *	•	•		•	888 | S405-CA
	BC	Brown cherry | Cerisier brun	•	•	•	•	207
	C	Slate | Ardoise *	•	•		•	801
	DR	Driftwood | Bois de rive	•	•		•	744
	G	Mink Grey | Gris vison	•	•		•	805 | OU-927
	NM	Natural Maple | Érable naturel	•	•	•	•	206
	PO	Porto	•	•		•	913 | OU-648
	SW	Smoked Walnut | Noyer fumé	•	•	•	•	G21
	TO	Tobacco	•	•		•	205
	W	Polar White | Blanc polaire	•	•	•	•	555 | 459-CA
	WK	Whisky	•	•	•	•	245

* Non recommended color for work surfaces.
** For conference tables with 2 or more parts, we do not recommend the use of colors with irregular and contrasted woodgrain like Chiffon, Audacity or Coastal Pear as it results in a pronounced wood grain mismatch.

Colors may vary from 2% to 5% between tfl and hpl laminates due to different technical applications.

See our complete **Colors & Finishes Guide**

N New

Appendix A: Colors and Finishes

12 Wood Stains

Logiflex offers varnish and stain selection among the following 12 colors on all wood applications.

Knots and color variation can occur between different wood components of the same piece of furniture, or between different pieces of furniture. This variation is due to the natural characteristics of the wood, and is more contrasting for pale wood colors like Golden Wheat.

WW White Wash

GW Golden Wheat

SD Sand



AT Apricot



PN Pecan



BR Brandy

CT Chestnut

CF Coffee



ES Espresso

BO Bordeaux



BW Black Wash



BK Bark

Appendix B: Conference Table Bases

Arrow Bases

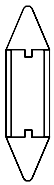

- Laminate base with Satin Nickel (SN) or White (WH) metal corners;
- Tables delivered disassembled.

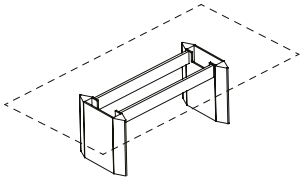

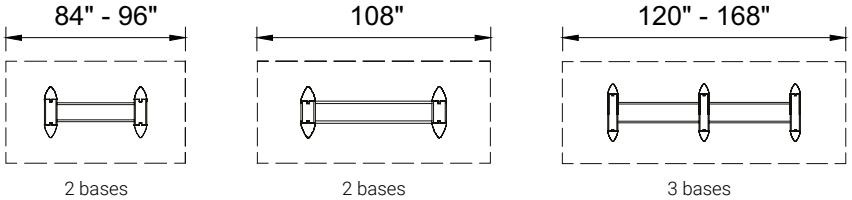

Cubic Bases

- Laminate base;
- Tables delivered disassembled.

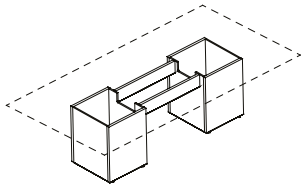

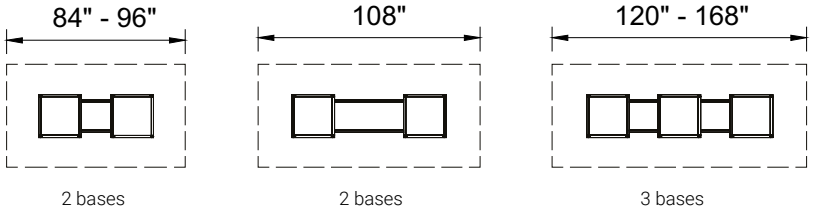

H Bases

- Laminate base;
- Tables delivered disassembled.

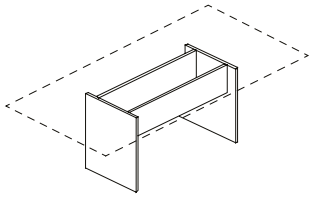

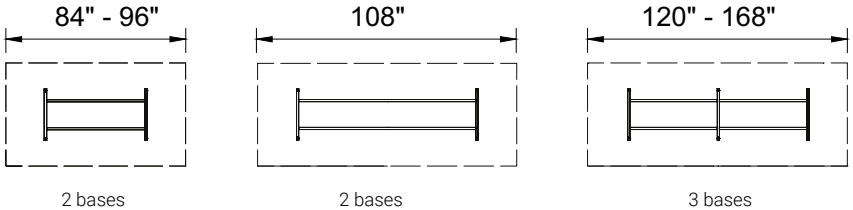

Rectangular Bases

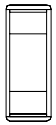

- Laminate base;
- Tables delivered disassembled.

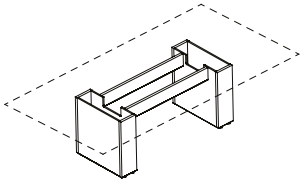

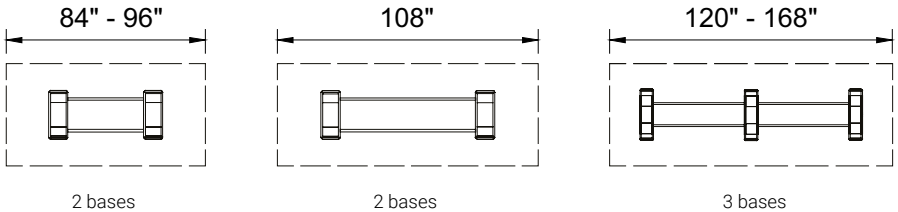

Appendix B: Conference Tables Bases

Y Bases

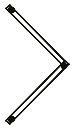

- Laminate base;
- Tables delivered disassembled.

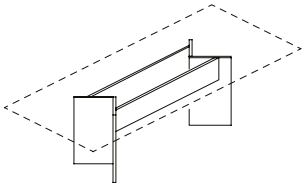

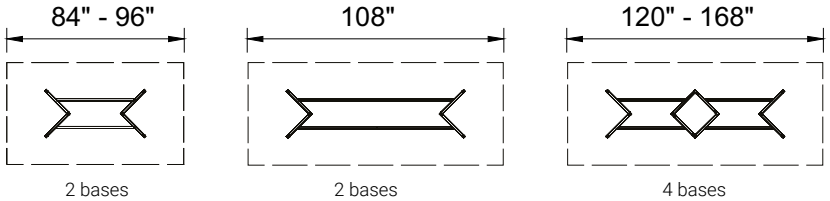

Howard Table Bases

- Laminate base with chrome (CHR) corners;
- Tables delivered disassembled.

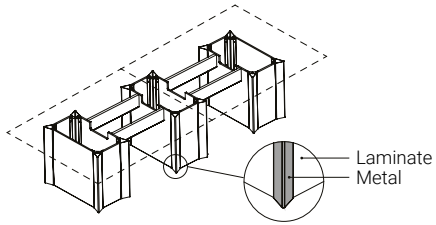

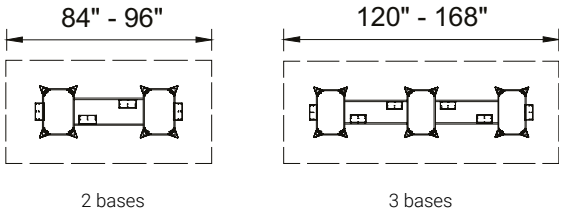

Wellington Bases

- Laminate base with decorative chrome (CHR) inserts;
- Tables 120" and longer have 1 middle base and 228" have 2 middle bases with a removable panel to provide access to electrical wiring;
- Tables delivered disassembled.

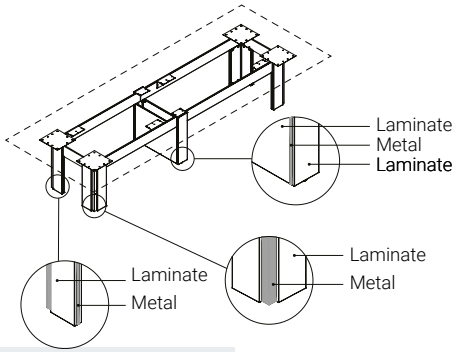

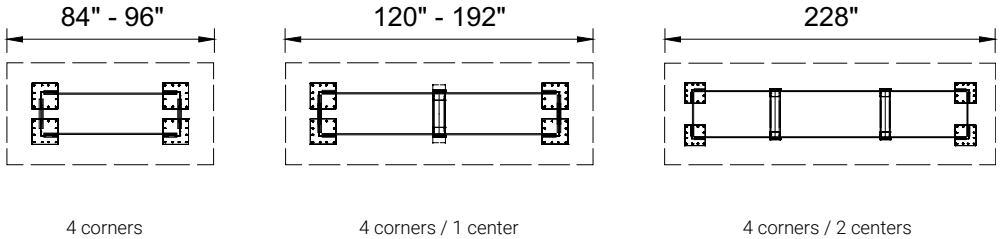

Wellington Credenza Bases

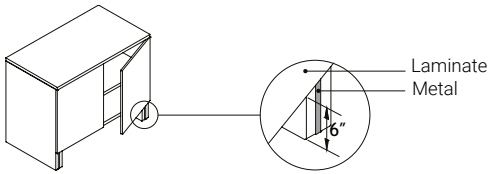

Base Detail

Appendix B: Conference Tables Bases

Finesse Angled Legs

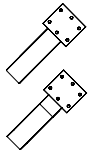

- Metal legs or Metal with wood insert legs;
- Tables delivered disassembled.

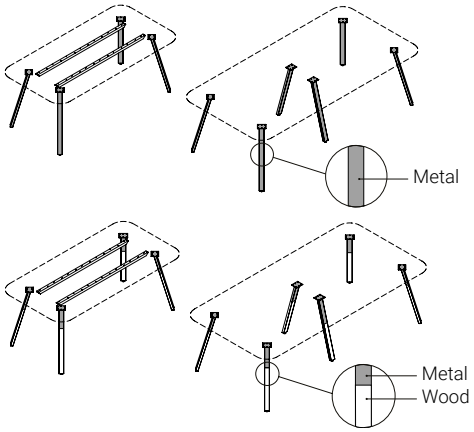

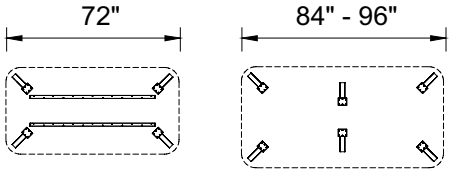

4 legs with stiffeners

6 legs

Appendix C: Conference Table Surfaces

The following charts indicate the number of sections and wood grain direction for conference tables.

RACETRACK

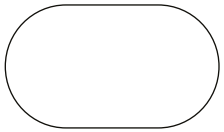

	1" Tops		1-5/8" Tops	
	Number of Sections	Wood Grain Direction	Number of Sections	Wood Grain Direction
42 84	1	↔	2	↕
42 96	1	↔	2	↕
42 108	2	↕	2	↕
48 84	1	↔	2	↕
48 96	1	↔	2	↕
48 120	2	↕	2	↕
48 144	3	↕	3	↕
60 144	3	↕	3	↕
60 168	4	↕	4	↕

RECTANGULAR



	1" Tops		1-5/8" Tops	
	Number of Sections	Wood Grain Direction	Number of Sections	Wood Grain Direction
42 84	1	↔	2	↕
42 96	1	↔	2	↕
42 108	2	↕	2	↕
48 84	1	↔	2	↕
48 96	1	↔	2	↕
48 120	2	↕	2	↕
48 144	3	↕	3	↕
48 168	3	↕	4	↕
54 84	2	↕	2	↕
54 96	2	↕	2	↕
54 120	3	↕	3	↕
54 144	3	↕	3	↕
54 168	4	↕	4	↕
60 84	2	↕	2	↕
60 96	2	↕	2	↕
60 120	3	↕	3	↕
60 144	3	↕	3	↕
60 168	4	↕	4	↕
60 192	4	↕	4	↕
60 228	5	↕	5	↕

Appendix C: Conference Table Surfaces

ROUNDED BOAT

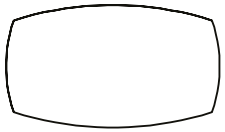

	1" Tops		1-5/8" Tops	
	Number of Sections	Wood Grain Direction	Number of Sections	Wood Grain Direction
30 42 84	1	↔	2	↕
30 42 96	1	↔	2	↕
30 42 108	2	↕	2	↕
36 42 84	1	↔	2	↕
36 42 96	1	↔	2	↕
36 42 108	2	↕	2	↕
36 48 84	1	↔	2	↕
36 48 96	1	↔	2	↕
36 48 120	2	↕	2	↕
36 48 144	3	↕	3	↕
42 48 84	1	↔	2	↕
42 48 96	1	↔	2	↕
42 48 120	2	↕	2	↕
42 48 144	3	↕	3	↕
42 54 120	3	↕	3	↕
42 54 144	3	↕	3	↕
42 54 168	4	↕	4	↕
48 60 168	4	↕	4	↕
54 60 168	4	↕	4	↕

TELECONFERENCE

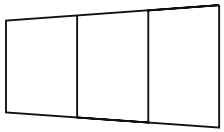

	1" Tops	
	Number of Sections	Wood Grain Direction
54 72 144	3	↕
54 72 168	4	↕
60 78 192	4	↕
60 78 216	5	↕

RECTANGULAR (ROUNDED CORNERS)

	1" Tops		1-5/8" Tops	
	Number of Sections	Wood Grain Direction	Number of Sections	Wood Grain Direction
36 72	1	↔	1	↔
42 84	1	↔	1	↔
48 96	1	↔	1	↔

BOAT (ROUNDED CORNERS)

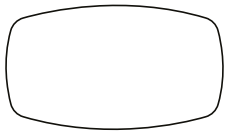

	1" Tops		1-5/8" Tops	
	Number of Sections	Wood Grain Direction	Number of Sections	Wood Grain Direction
36 72	1	↔	1	↔
42 84	1	↔	1	↔
48 96	1	↔	1	↔

Appendix D: Salto Training Table

A versatile table that embodies design and innovation.

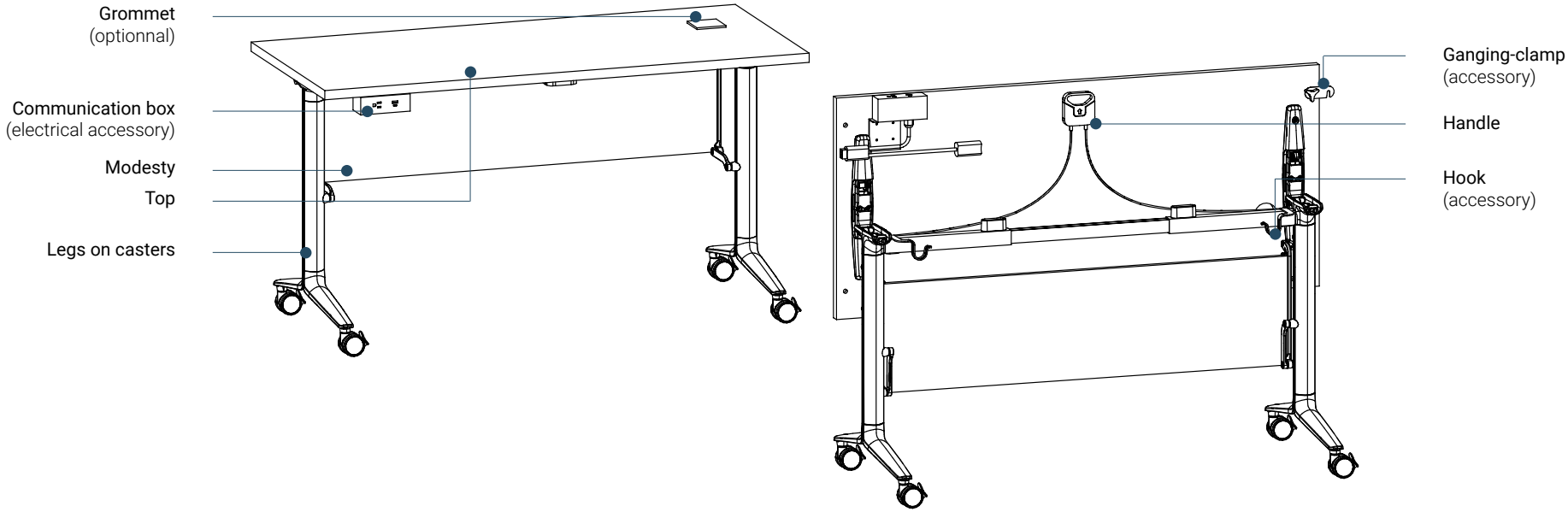

Intuitive Use

With its sleek leg design, the Salto training table offers a variety of configurations for various uses. It stands out for its easy one-hand use and compact storage. Its robust construction makes it a reliable and durable choice.

Choose your style

Personalize more than just the color combinations for the surface. Choose between three different metal leg finishes. Claim your space with laminate modesty panels: and yes they're compatible with the tilting motion.

Appendix D : Salto Training Table

Layout Ideas for Multiple Salto Tables

Here are some configurations that can be done with the Salto training table.

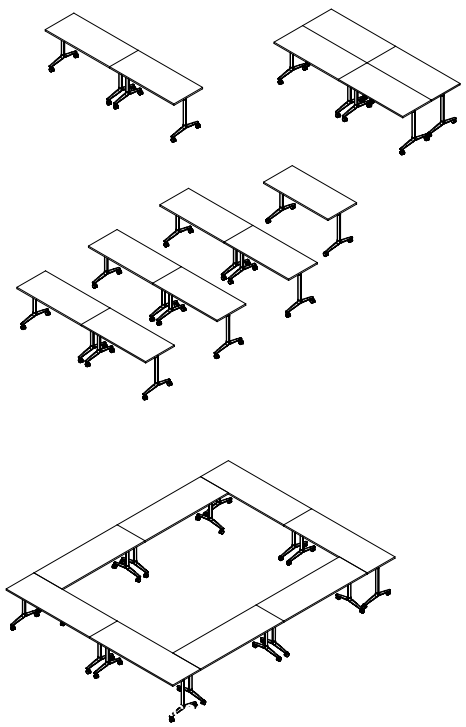

Please note that the ganging-clamps are only installed on the sides of the Salto table and in the top corners. Only one ganging-clamp is required per side.

Seating Capacity

The images below show the suggested seating capabilities for each Salto table dimension.

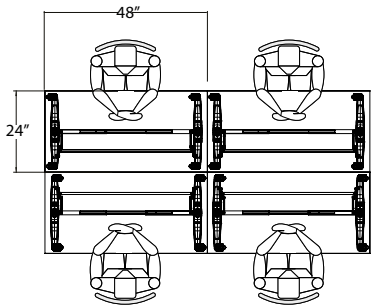

24 x 48

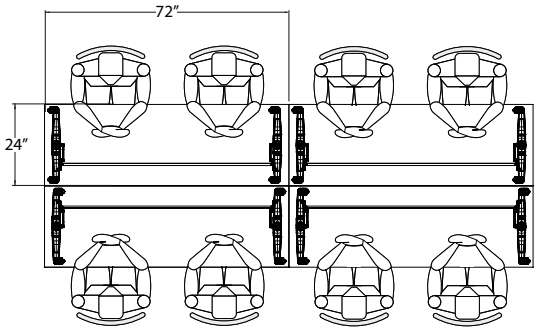

24 x 72

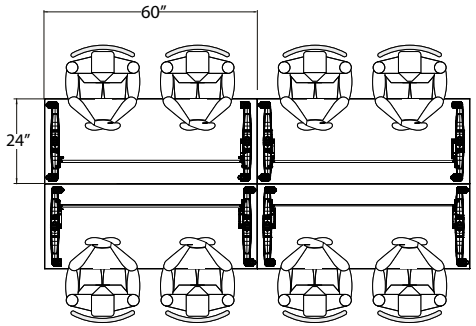

24 x 60

Appendix D : Salto Training Table

Features of the Salto Training Table

Flip-top mechanism: The effectiveness of the lever mechanism makes storage easy and intuitive. A simple one-handed operation raises the surface. To replace the table, only tilt the surface without having to operate the handle again.

Flip the Salto Table

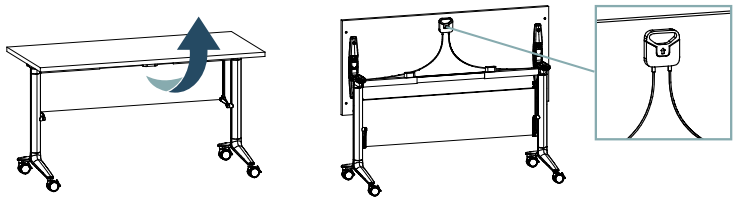

Storage position: Tables can be arranged diagonally or zigzag. For storage space, see below.

Diagonal

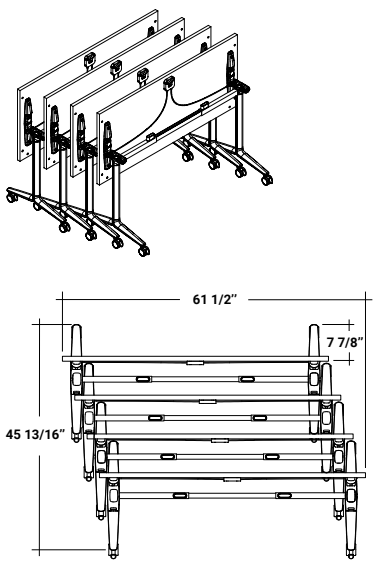

Add 7 7/8" in depth and 2 1/2" in width for each additional table.

Zigzag

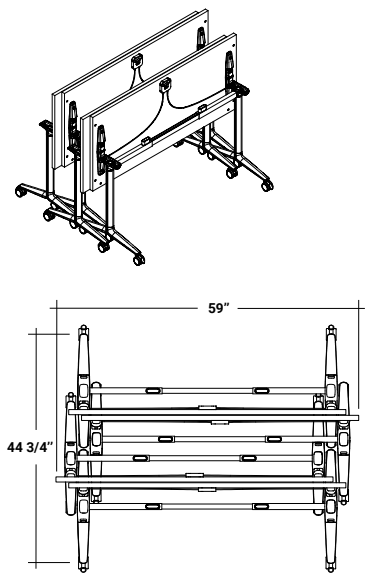

See the drawing on the right for dimensions for storage.

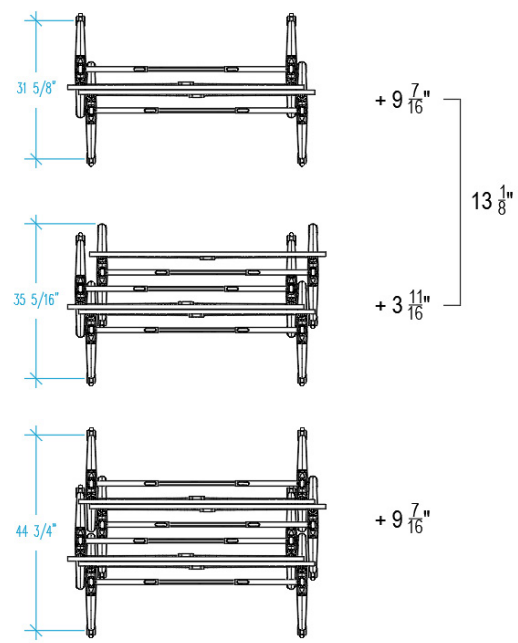

Appendix D : Salto Training Table

Features of the Salto Training Table

Ganging-Clamp: The Salto ganging-clamp fastens the tables so that they no longer move. It is important to remove the ganging-clamps to move the tables in a new configuration. Metal inserts are installed as standard under the surface in order to add ganging-clamps afterwards. The ganging-clamps are installed at the 4 corners of the table and in front of it.

Salto tables side by side

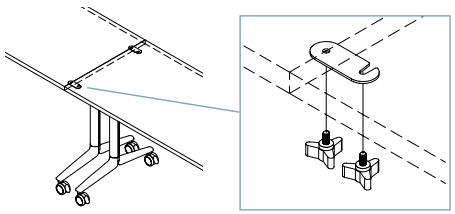

Salto tables face to face

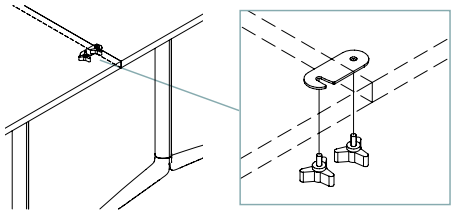

Legs : Legs are made of steel and equipped with wheels with brakes. The leg height is 28.5". Leg diameter is 2 3/16". Legs are available in three metal colors.

Satin Nickel (SN) **White (WH)** **Black (BL)**

The color of the casters (C) is determined according to the color of the leg (L).

Clearance between surface and leg

Width: 48" 54" 60"

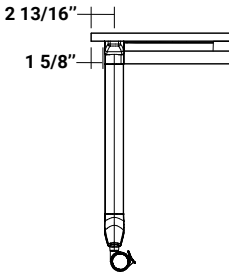

Width: 72"

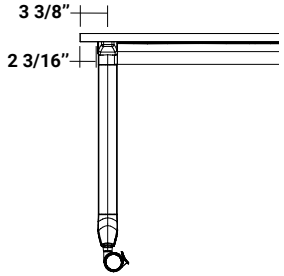

Appendix D : Salto Training Table

Features of the Salto Training Table (continued)

Modesty: The flip-top table can come with or without melamine modesty. There are 2 extrusions of metal visible on either side of modesty. Modesty follows the movement of the mechanism.

Modesty of the Salto table

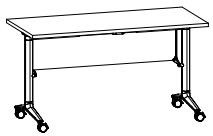

Resessed modesty distacne

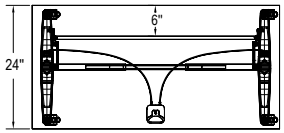

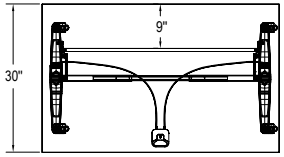

Please note that modesty is an integral part of the table structure and cannot be added afterwards.

Please note that a Modesty Level screen would conflict with the mechanism when the table is in the storage position.

Weight Capacity: The maximum load for a Salto table is 300lbs/136kg.

Standards and Certifications: Meets ANSI/BIFMA x5.5-2021 standards.

Grommet (option): Grommets are available in 4 metal colors.

Satin Nickel (SN)

White (WH)

Black (BL)

Chrome (CHR)

Connection and grommet positioning:

Without modesty

24" depth

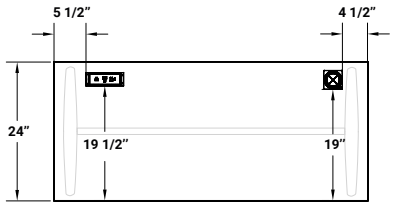

30" depth

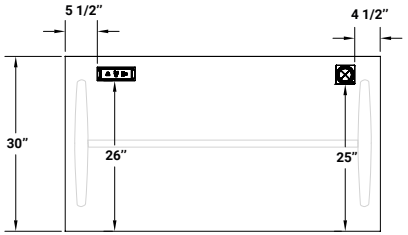

With modesty

24" depth

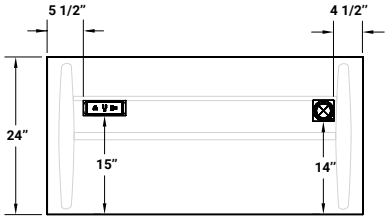

30" depth

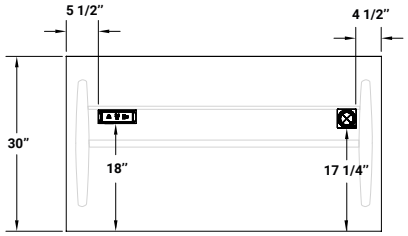

Accessories

Ganging-Clamp
Connects 2 Salto tables.

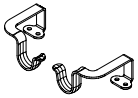

Hooks
Allows you to hang a bag to keep the floor clear. Sold in pairs. See its positioning at p.17

Velcro Fastener
Allows the management of electrical cables.

For electrical accessories, see Appendix K.

Appendix E: Multimedia Table

Limitless collaboration: make every meeting a success.

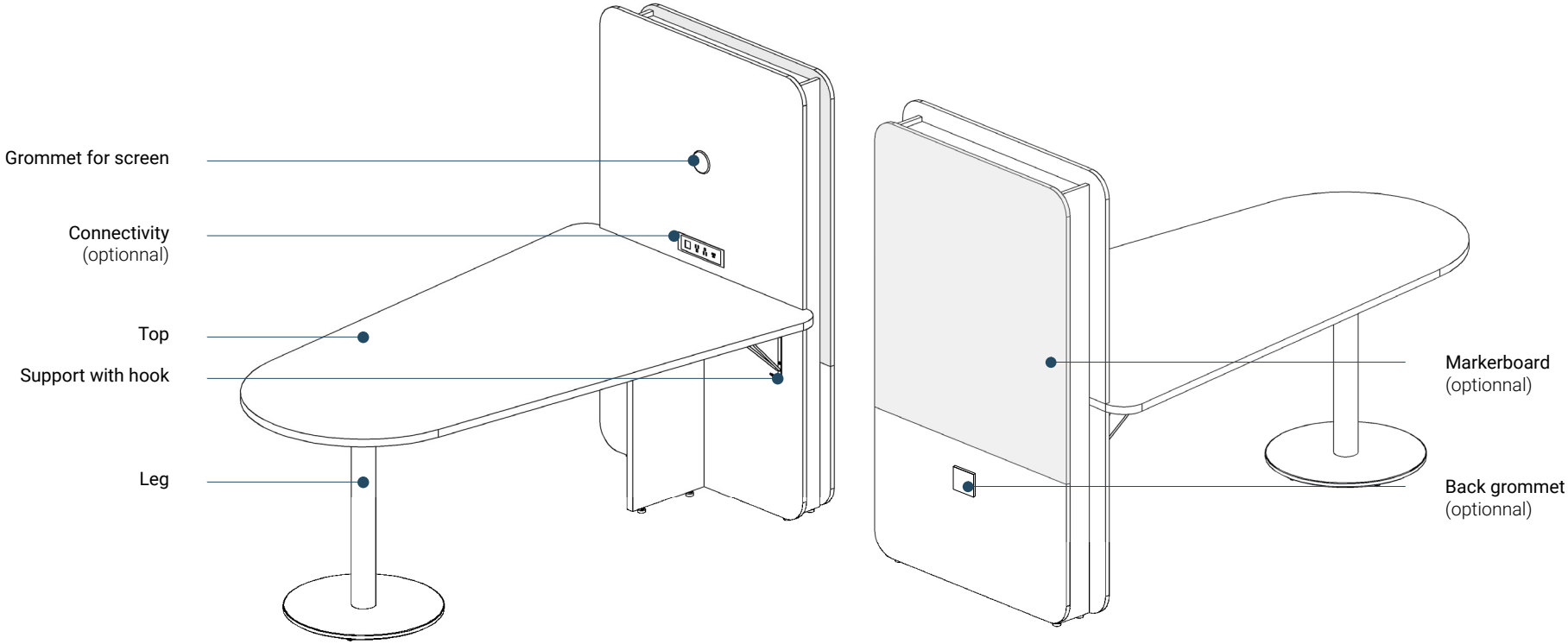

A look that's uniquely yours

Shape it to your space! Make the multimedia table a true reflection of your environment. Choose from 2 surface and leg options to fit your needs and style. Easy to personalize, it seamlessly integrates into any setting while adding a unique touch to your meetings.

Technology and collaboration

Redefine your collaborative spaces with a table that blends technology, design, and efficiency. Whether for formal meetings or impromptu exchanges, the multimedia table stands as the hub for projects and ideas. Take advantage of the optional whiteboard on the back to expand your creative zone!

Appendix E: Multimedia Table

Layout for Multimedia Table

Meeting rooms or open spaces, often used for collaboration, are ideal places to add multimedia tables.

Seating Capacity

The images below show the recommended seating capacities for each multimedia table size.

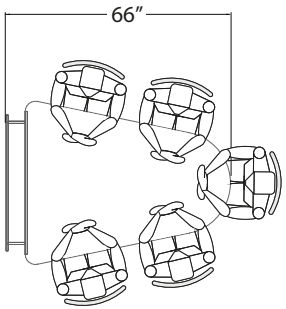

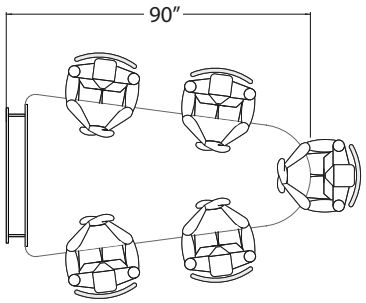

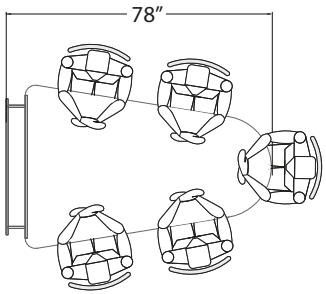

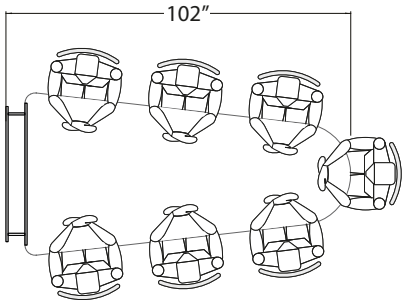

Features of the Multimedia Table

Back of the Panel: The back of the multimedia unit is fixed. There are two types of construction for the back:

- As standard, the back of the multimedia unit is made from a single 5/8" laminate panel.
- When the markerboard option (MB) is chosen, the back is then divided into two sections. For more details, see the section on the markerboard on the following page.

Removable Side Panels: The side panels can be removed to provide accessibility for cable routing and access for a mini-computer (if applicable). The panels are held in place by 2" Velcro, one at the top and one at the bottom.

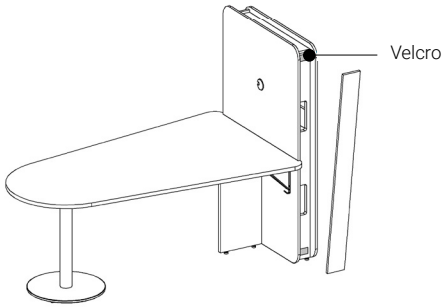

Removable Front Panel: The front panel can be removed by lifting it to detach it from the internal fasteners. This feature is important for installing the top, the connection unit (if the option was chosen), and for mounting a television wall bracket (not included) on the removable panel. The unit is compatible with screens up to 60" maximum. The maximum load for a screen is 45 lbs/20 kg.

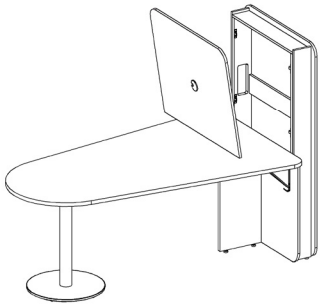

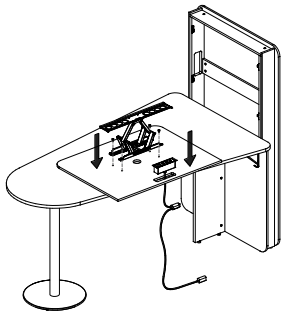

Appendix E: Multimedia Table

Features of the Multimedia Table

Legs : The legs are available in 28"H or 39"H depending on the desired table height. The legs can be square or round and are offered in 3 metal colors.

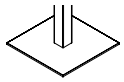

Square Leg

Round Leg



Satin Nickel (SN)

White (WH)

Black (BL)

Ventilation Gird (option) : It is possible to add a ventilation grid on top of the multimedia unit when a mini-computer (not included) is installed inside.

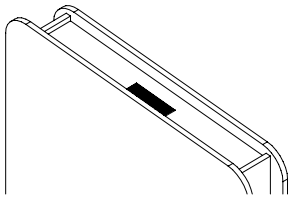

Markerboard (option) : It is possible to choose a multimedia table with an optional markerboard. The markerboard is 11/16" thick, and the bottom of the panel, made of laminate, is 5/8" thick. The markerboard starts 18" from the bottom.

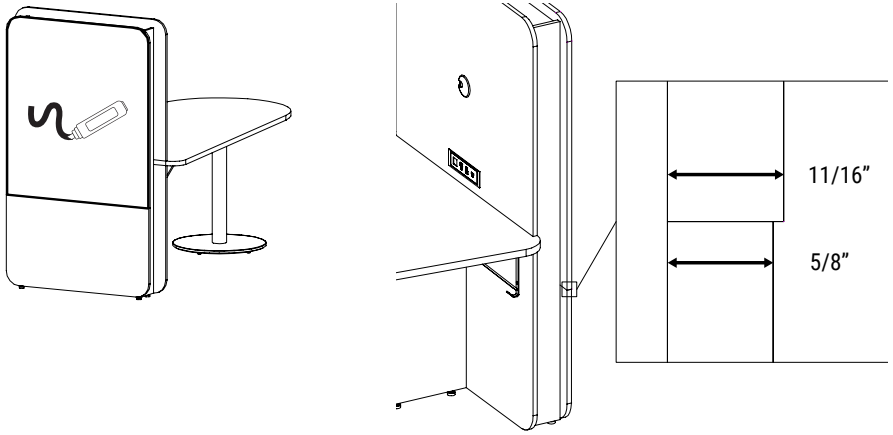

Back Grommet (option) : It is located 13"H from the bottom, centered in width, and has a diameter of 2-1/2". Grommets are available in 4 metal colors.

Satin Nickel (SN)

White (WH)

Black (BL)

Chrome (CHR)

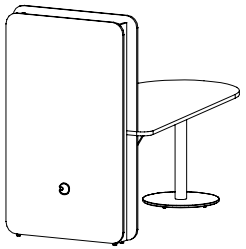

Appendix F: Woodgrain Direction

Wood grain runs lengthwise on table surfaces that are in one section. The wood grain is horizontal on doors and legs on credenzas, cabinets and mobile serving carts. See adjacent image for wood grain direction placements.

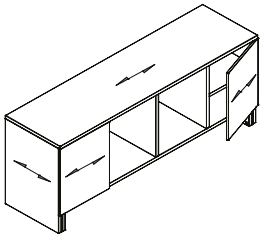

Credenzas

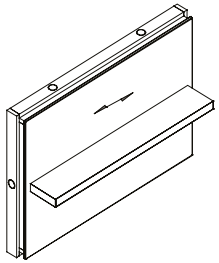

Wall Units

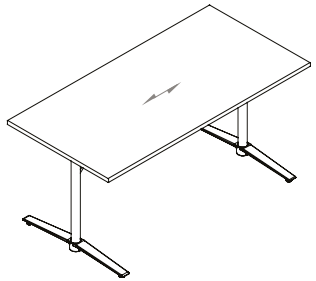

Tables

Appendix G: Surfaces and Edges

SERIES	PREVIEW	COMPONENT	MATERIAL	EDGES
ML, CS, OS, AC, LV, SA		**1" surface**	Thermofused laminate (TFL) - 1" high-density particle board.	1.5 mm polyvinyl chloride (PVC)
MLL, CSL, OSL, ACL, SAL		**1-1/16" surface**	High pressure laminate (HPL) - 1" high-density particle board, 1/32" HPL sheet on surface, 1/32" balancing sheet under surface (prevents bending).	1.5 mm polyvinyl chloride (PVC)
MA, CG, OG		**1-5/8" surface**	Thermofused laminate (TFL) - 1-5/8" high-density particle board.	1.5 mm polyvinyl chloride (PVC)
MAL, CGL, OGL		**1-9/16" surface**	High pressure laminate (HPL) - 1-1/2" high-density particle board, 1/32" HPL sheet on surface, 1/32" balancing sheet under surface (prevents bending).	1.5 mm polyvinyl chloride (PVC)
CSZ, OSZ		**1" surface**	1" High-density particle board with Thermofused laminate (TFL).	1.5 mm polyvinyl chloride (PVC)
CSZL, OSZL		**1-1/16" surface**	High pressure laminate (HPL) - 1" high-density particle board, 1/32" HPL sheet on surface, 1/32" balancing sheet under surface (prevents bending).	1.5 mm polyvinyl chloride (PVC)
All Series		**Front, back and modesty**	Thermofused laminate (TFL) - 5/8" high-density particle board.	1.5 mm polyvinyl chloride (PVC) on showing surfaces and 0.5 mm polyvinyl chloride (PVC) on non-showing surfaces.

Appendix H: Pricing for Additional Adjustable Shelves

To find out the price for additional adjustale shelves, trace down the vertical column "A" the shelf depth to its intersection with columns "B" the shelf length.

$		B								
		12"	15"	18"	20"	24"	30"	36"	42"	48"
A	12"	21	28	37	39	45	55	66	78	89
	15"	28	38	43	46	55	69	84	96	111
	16"	29	39	45	48	59	76	89	104	121
	20"	39	46	55	62	76	92	111	130	146
	24"	45	55	66	76	89	111	134	153	177
	30"	55	69	84	92	111	138			

Appendix I: Maximum Dimensions Magog & Lennox

This guide allows to know which dimensions are ideal and not to exceed for a Magog or Lennox table base.

Specification Guide

Height	Surface	Base
28"H.	Maximum 36" x 36"	1 base 20"
	Maximum 36" x 72"	2 bases 20"
	Maximum 48" x 48"	1 base 24"
	Maximum 48" x 96"	2 bases 24"
35"H. 39"H.	Maximum 30" x 30"	1 base 20"
	Maximum 30" x 60"	2 bases 20"
	Maximum 42" x 42"	1 base 24"
	Maximum 36" x 96"	2 bases 24"

If a desired dimension is included in this table but is excluded from the product page, please order an independent surface with the price calculator with an independent base.

Appendix J: Pricing for Tops

To calculate pricing for desk and table tops, use the following formula:

Calculation of retail price
Depth x Width / 144 x sq. ft. price = Retail Price*
Ex.: 24" x 48" = 1152 / 144 = 8 sq. ft. price x $52 = $288

Addition of the Knife Edge
Depth x Width / 144 x $31 = Retail Price
Add together the prices of the surface and the knife edge.

Rectangular Surfaces

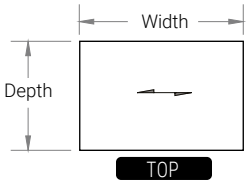

Circular Surfaces

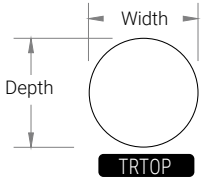

Retail Price per square foot							
ML		MLL		MA		MAL	
Rectangular Surfaces	Circular Surfaces	Rectangular Surfaces	Circular Surfaces	Rectangular Surfaces	Circular Surfaces	Rectangular Surfaces	Circular Surfaces
$ 24 Depth 30" and less $ 25 Depth greater than 30"	$ 28	$ 52	$ 53	$ 44	$ 46	$ 74	$ 76
1" Surface: : Thermofused laminate (TFL) - 1" high-density particle board with 1.5 mm polyvinyl chloride edge.		**1-1/16" Surface:** High pressure laminate (HPL) - 1" high-density particle board, 1/32" HPL sheet on surface, 1/32" balancing sheet under surface (prevents bending) with 1.5 mm PVC edge.		**1-5/8" surface:** Thermofused laminate (TFL) - 1-5/8" high-density particle board with 1.5 mm polyvinyl chloride edge.		**1-9/16" Surface:** High pressure laminate (HPL) - 1-1/2" high-density particle board, 1/32" HPL sheet on surface, 1/32" balancing sheet under surface (prevents bending) with with 1.5 mm polyvinyl chloride edge.	

***Note:** A minimum fee of $92 is applied to prices of lesser amounts.

Surface Price Calculator

In the fields below, input the desired depth and width as well as the square foot price found in the above price grid.

Dimensions

in. x in. / 144 x $

Depth — Width — Square foot price

= $ 0
Total (surface only)

$ 0
Total (with knife edge)
ML / MLL ONLY

Reset Form

Grommets: It is possible to add grommets to the rectangular surfaces.

Options

Grommet Position

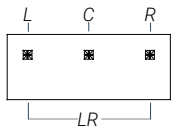

Grommet Style

ELPF $5 ea.
C_PF $28 ea.

Appendix K: Seating Capacity

In general, to establish conference table seating capacity it is important to include a workzone to accomodate documents and papers. The spacing of chairs is not only important in terms of defining comfortable work zones but essential in providing optimal line of sight where the room incorporates a multi media unit.

Seating Capacity

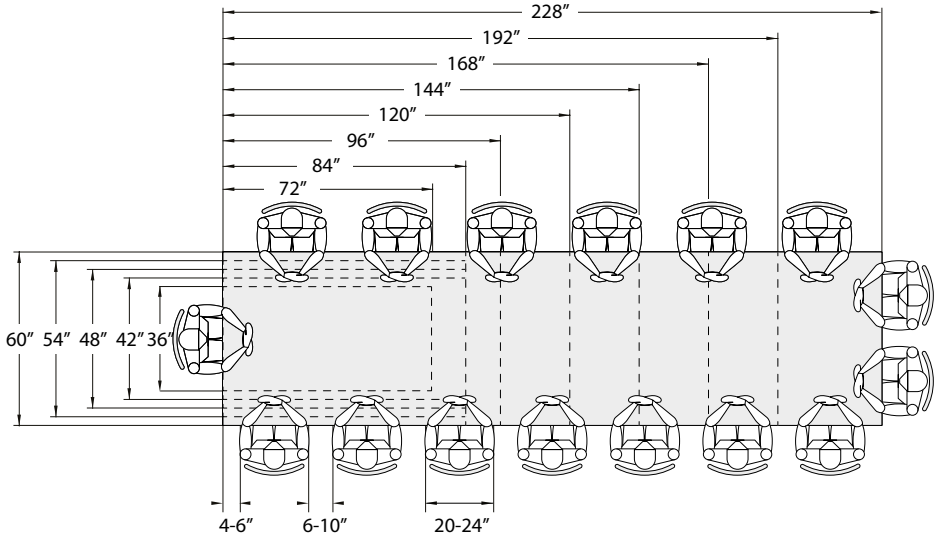

Table Shape and Seating Capacity

The shape of the conference surface does not affect the seating capacity for tables with the same dimensions.

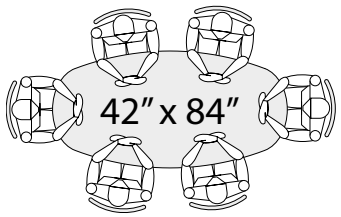

Elliptical

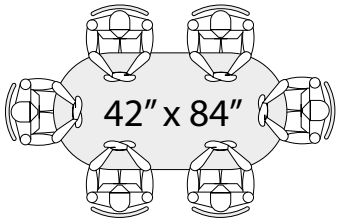

Racetrack

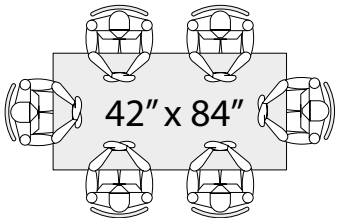

Rectangular

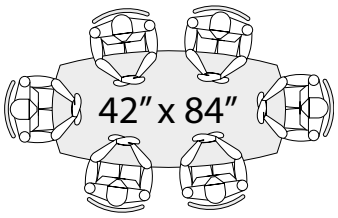

Rounded Boat

Appendix L: Electrical Wire Management Solutions

Electrical configurations for Collaborative and Multimedias Tables

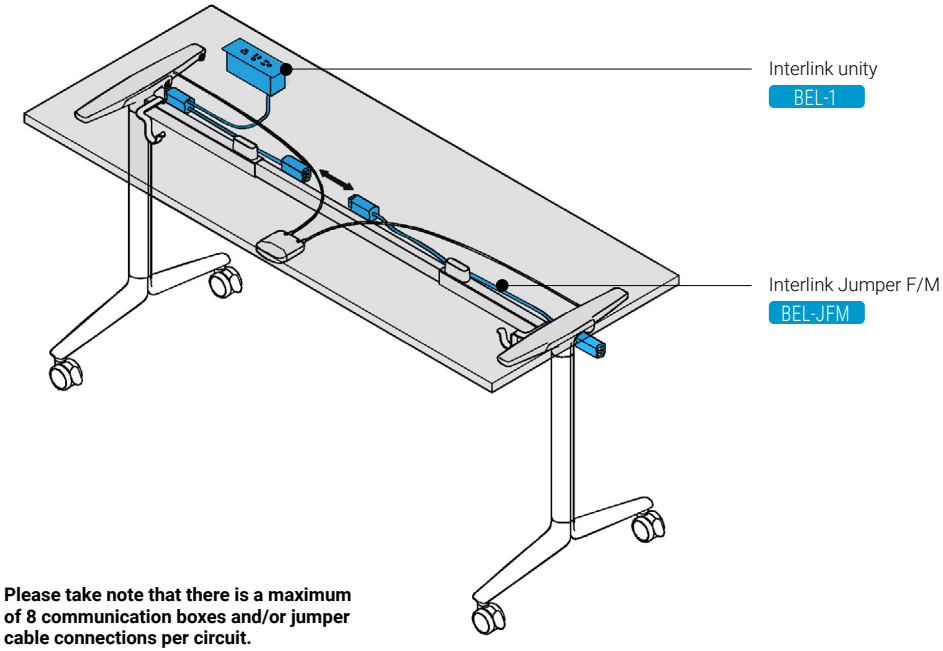

Please take note that there is a maximum of 8 communication boxes and/or jumper cable connections per circuit.

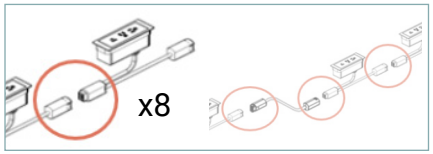

Example of electrical components to buy for a layout with an Interlink corded power infeed with plug

3 Salto Training Tables 24" x 60"

1 x BEL-PI72
3 x BEL-1-60-BL
9 x WM

If 72"L Table
Addition of 2 x BEL-JF-18

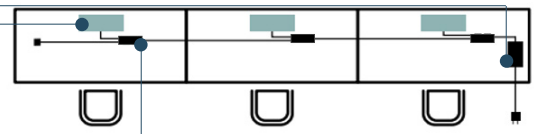

4 Salto Training Tables 24" x 72"

1 x BEL-PI72
3 x BEL-JF-18
4 x BEL-1-60-BL
12 x WM

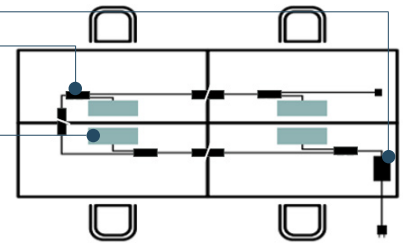

Electrical Accessories

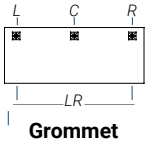

Grommet

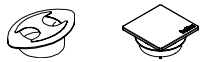

ELPF | C_PF

Power Outlet Cutout
(Plugs not included)

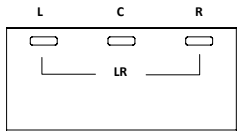

Communication Box

BEL-UM-1 | BCSS-IL

Velcro Tie

WM

Communication box for Salto training table

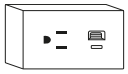

BEL-UM-1
Communication box to be installed under a surface. 1 electrical outlet and 1 socket with USB A + C.

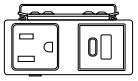

BCSS-IL
Communication box to be installed under a surface. 1 electrical outlet and 1 socket with USB A + C.
QR code: Guide for installing BCSS-II under the surface.

Appendix L: Electrical Wire Management Solutions

Electrical configurations for Level Collaborative and Multimedias Tables

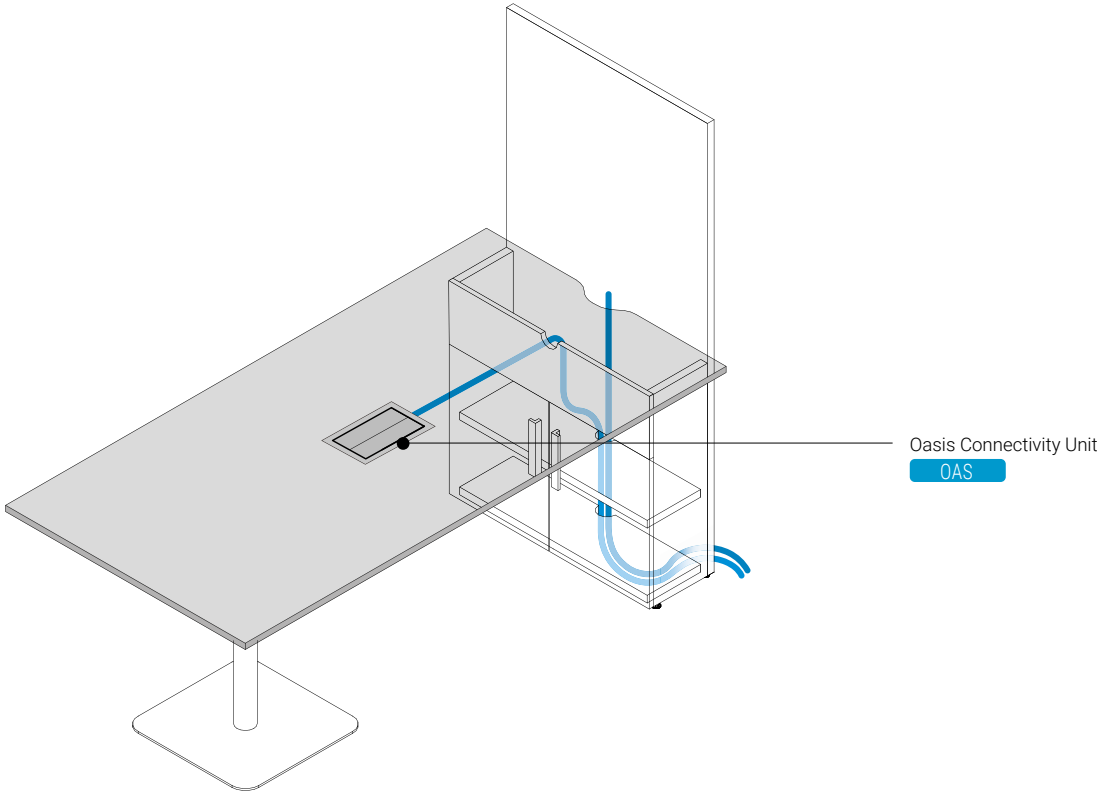

Electrical Accessories

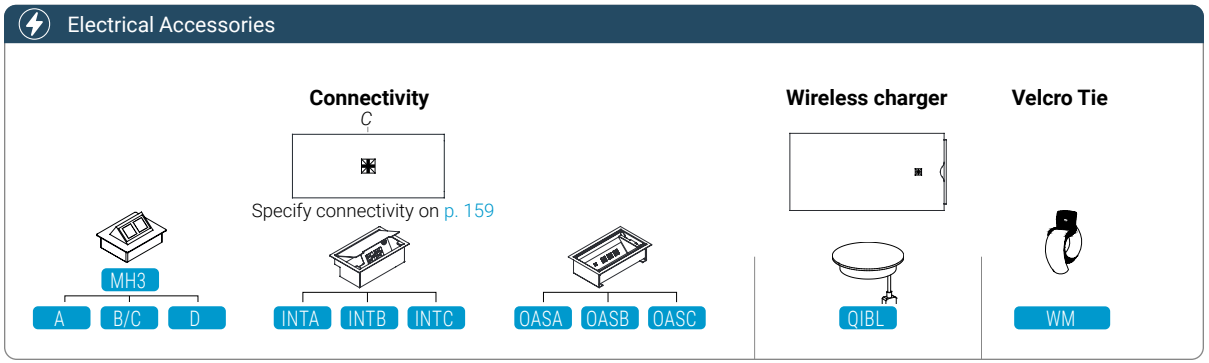

Appendix L: Electrical Wire Management Solutions

Electrical configurations for Collaborative and Multimedias Tables

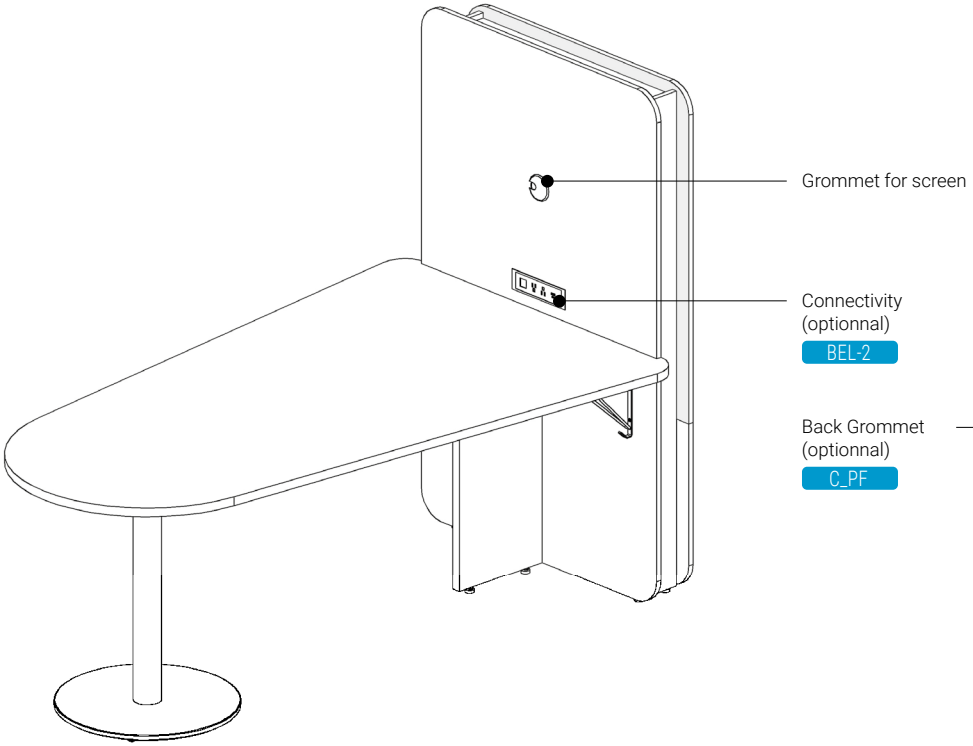

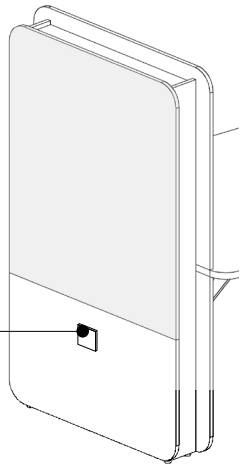

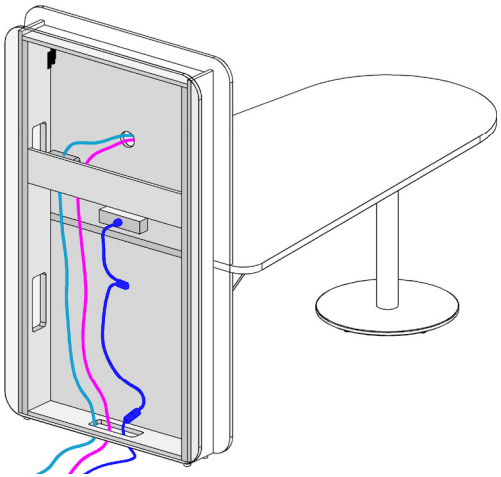

Route the cables through the media unit to the bottom opening. The side panels can be removed to provide accessibility for the passage of wiring.

Electrical Accessories

Connectivity Kit

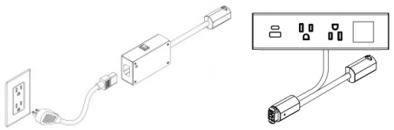

BEL-2-18-WH-PI
BEL-2-18-BL-PI

Grommet

C_PF

Communication Box

BEL-UM-1
BCSS-IL

Appendix L: Electrical Wire Management Solutions

Electrical configurations for Link Collaboration Tables

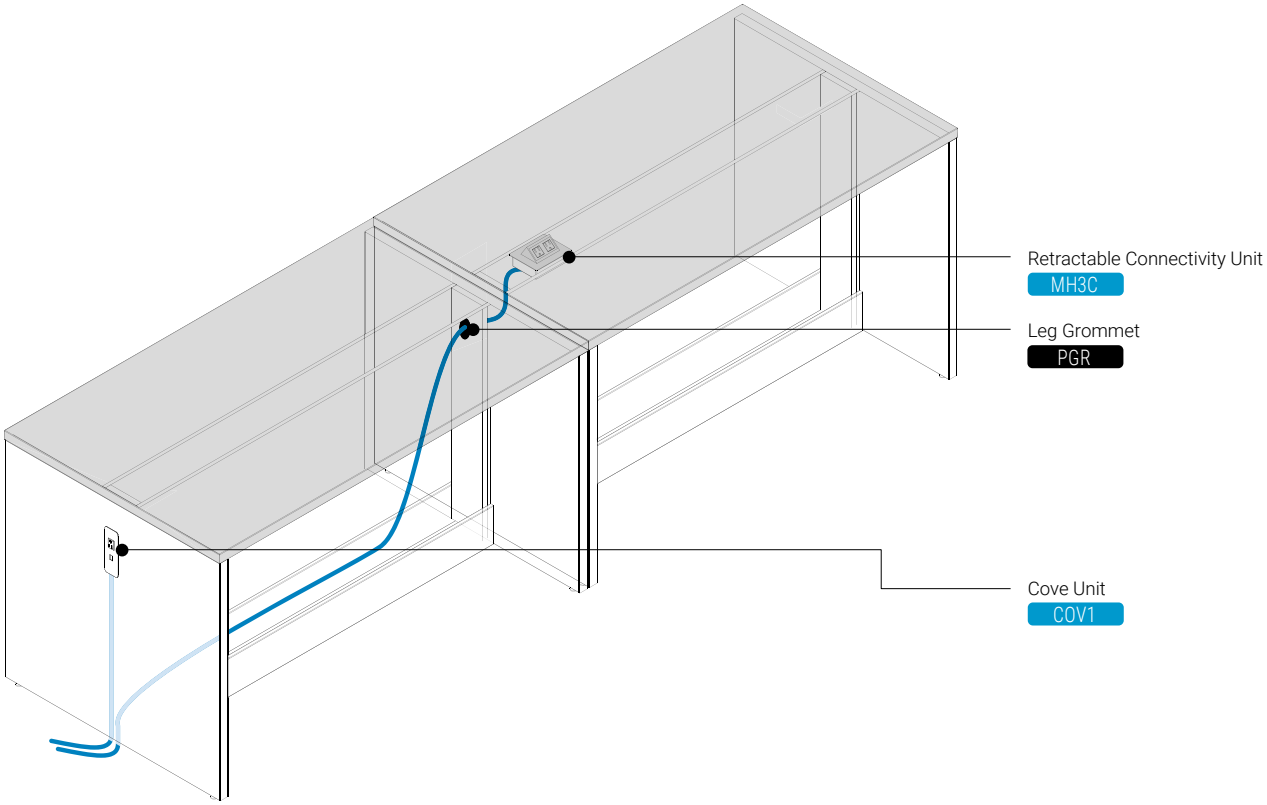

Electrical Accessories

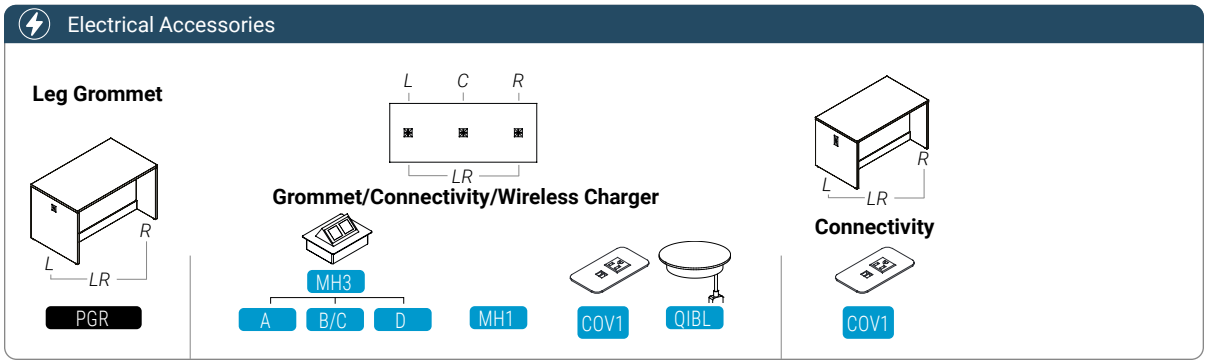

Conference Tables

Racetrack on Arrow Bases

RTARW

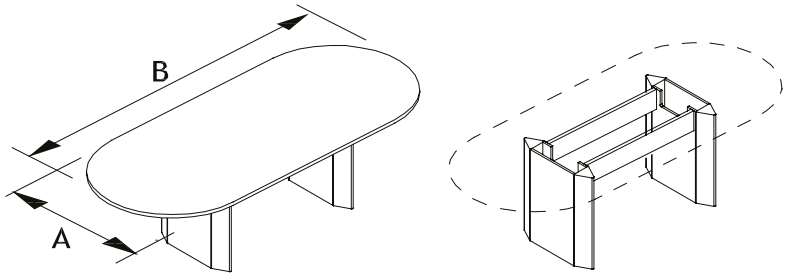

Manufacturing Standards

- Tables delivered disassembled;
- Laminate base with satin nickel (SN) metal corners.

Bases: *For the number of bases, see appendix B.*

Surfaces: *For the number of surfaces and the wood grain direction, see appendix C.*

Random wood grain: *For tables that have more than one section, it is important to note that the wood grain texture is random and does not match with the adjoining surface.*

Access Door: *to add one or more access doors to the base(s) add code (AD), $277 retail per access door.*

Options

Connectivity

Specify connectivity on p. 159

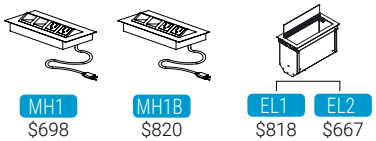

MH1 $698 | MH1B $820 | EL1 $818 | EL2 $667

Orientation

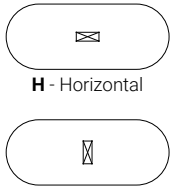

H - Horizontal

V - Vertical

Position

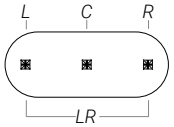

Prices

Dimensions A B	ML	MLL	MA	MAL
4284	2003	2720	2473	3239
4296	2093	2893	2631	3482
42108	2783	3728	3389	4393
4884	2093	2893	2631	3482
4896	2196	3091	2810	3768
48120	2400	3482	3165	4327
48144	3203	4538	4125	5553
60168	3847	5710	5191	7189

How to Order

	ML MLL MA MAL	AB			WH SN	AD	L C R LR	EL1, EL2 MH1, MH1B	H V	L C R LR
			RT	**ARW**						
	series	dimensions	top	bases	metal finish (Appx. A)	access door and position		connectivity + orientation + position		
Example	ML	48120	**RT**	**ARW**	SN	AD	C	MH1SN	H	C

Rectangular on Arrow Bases

TARW

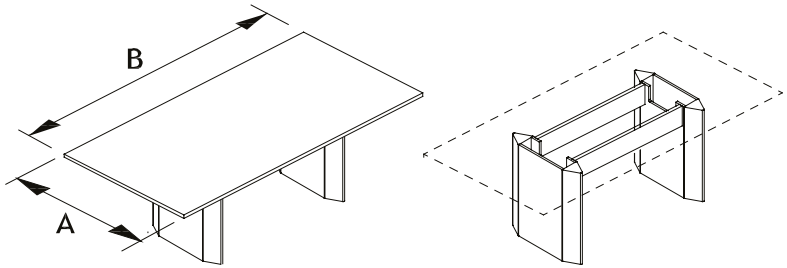

Manufacturing Standards

- Tables delivered disassembled;
- Laminate base with satin nickel (SN) metal corners.

Bases: *For the number of bases, see appendix B.*

Surfaces: *For the number of surfaces and the wood grain direction, see appendix C.*

Random wood grain: *For tables that have more than one section, it is important to note that the wood grain texture is random and does not match with the adjoining surface.*

Access Door: *to add one or more access doors to the base(s) add code (AD), $277 retail per access door.*

Options

Connectivity

Specify connectivity on p. 159

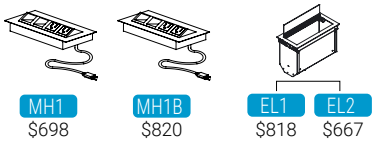

MH1 $698 | MH1B $820 | EL1 $818 | EL2 $667

Orientation

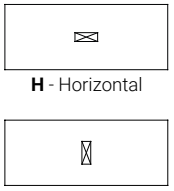

H - Horizontal

V - Vertical

Position

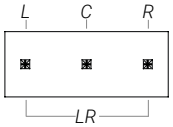

Prices

Dimensions A B	ML	MLL	MA	MAL
4284	1829	2528	2297	3047
4296	1917	2699	2456	3290
42108	2604	3531	3209	4195
4884	1917	2699	2456	3290
4896	2020	2896	2634	3573
48120	2744	3680	3352	4346
48144	3029	4347	3951	5359
60168	3672	5518	5016	6995

How to Order

	ML MLL MA MAL	AB			WH SN	AD	L C R LR	EL1, EL2 MH1, MH1B	H V	L C R LR
			T	**ARW**						
	series	dimensions	top	bases	metal finish (Appx. A)	access door and position		connectivity + orientation + position		
Example	ML	48120	**T**	**ARW**	SN	AD	C	MH1SN	H	C

Rounded Boat on Arrow Bases

BTRARW

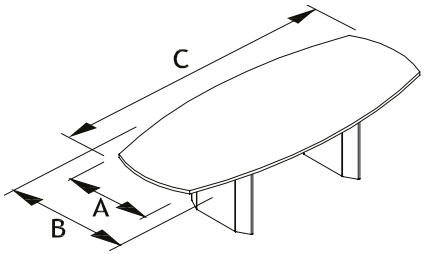

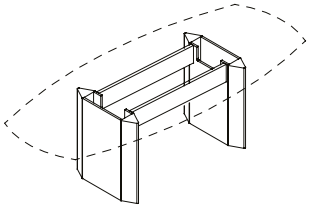

Manufacturing Standards

- Tables delivered disassembled;
- Laminate base with satin nickel (SN) metal corners.

Bases: *For the number of bases, see appendix B.*

Surfaces: *For the number of surfaces and the wood grain direction, see appendix C.*

Random wood grain: *For tables that have more than one section, it is important to note that the wood grain texture is random and does not match with the adjoining surface.*

Access Door: *to add one or more access doors to the base(s) add code (AD), $277 retail per access door.*

Options

Connectivity

Specify connectivity on p. 159

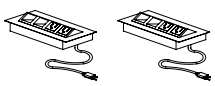

MH1 $698 | MH1B $820 | EL1 $818 | EL2 $667

Orientation

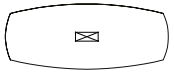

H - Horizontal

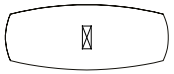

V - Vertical

Position

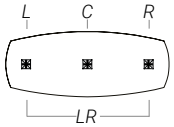

How to Order

	ML MLL MA MAL	ABC			WH SN	AD	L C R LR	EL1, EL2 MH1, MH1B	H V	L C R LR
			BTR	**ARW**						
	series	dimensions	top	bases	metal finish (Appx. A)	access door and position		connectivity + orientation + position		
Example	ML	4248120	**BTR**	**ARW**	SN	AD	C	MH1SN	H	C

Prices

Dimensions A B C	ML	MLL	MA	MAL
364284	2003	2720	2473	3239
364296	2093	2893	2631	3482
3642108	2400	3482	3165	4327
424884	2093	2893	2631	3482
424896	2196	3091	2810	3768
4248120	2783	3728	3389	4393
4248144	3203	4538	4125	5553
5460168	3847	5710	5191	7115

Teleconference on Arrow Bases

TFARW

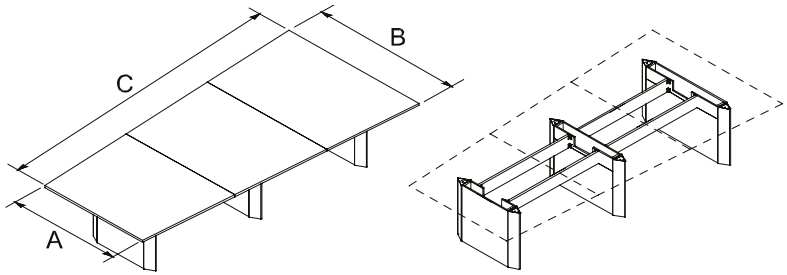

Manufacturing Standards

- Tables delivered disassembled;
- Laminate base with satin nickel (SN) metal corners.

Bases: *For the number of bases, see appendix B.*

Surfaces: *For the number of surfaces and the wood grain direction, see appendix C.*

Random wood grain: *For tables that have more than one section, it is important to note that the wood grain texture is random and does not match with the adjoining surface.*

Access Door: *to add one or more access doors to the base(s) add code (AD), $277 retail per access door.*

Options

Connectivity

Specify connectivity on p. 159

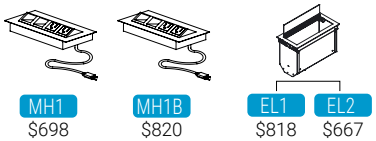

MH1 $698 | MH1B $820 | EL1 $818 | EL2 $667

Orientation

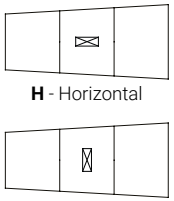

H - Horizontal

V - Vertical

Position

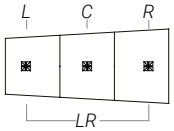

Prices

Dimensions A B C	CS	CSL
5472144	3291	5071
5472168	3841	5914
6078192	4874	7454
6078216	5484	8385

How to Order

	CS CSL	ABC			WH SN	AD	L C R LR	EL1, EL2 MH1, MH1B	H V	L C R LR
			TF	**ARW**						
	series	dimensions	top	bases	metal finish (Appx. A)	access door and position		connectivity + orientation + position		
Example	CS	5472144	**TF**	**ARW**	SN	AD	C	MH1SN	H	C

Racetrack on Cubic Bases

RTCU

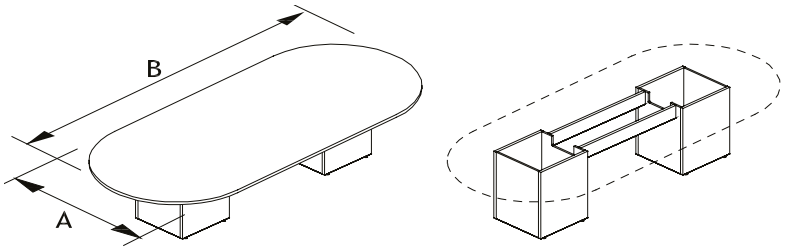

Manufacturing Standards

- Tables delivered disassembled;
- Laminate base.

Bases: *For the number of bases, see appendix B.*

Surfaces: *For the number of surfaces and the wood grain direction, see appendix C.*

Random wood grain: *For tables that have more than one section, it is important to note that the wood grain texture is random and does not match with the adjoining surface.*

Access Door: *to add one or more access doors to the base(s) add code (AD), $277 retail per access door.*

Options

Connectivity

Specify connectivity on p. 159

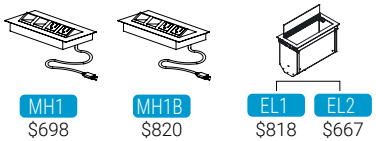

MH1 $698 | MH1B $820 | EL1 $818 | EL2 $667

Orientation

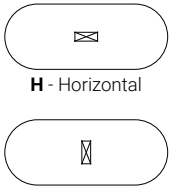

H - Horizontal

V - Vertical

Position

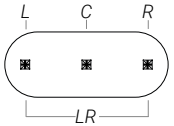

How to Order

	ML MLL MA MAL	AB			AD	L C R LR	EL1, EL2 MH1, MH1B	H V	L C R LR
			RT	**CU**					
	series	dimensions	top	bases	access door and position		connectivity + orientation + position		
Example	ML	48120	**RT**	**CU**	AD	C	MH1SN	H	C

Prices

Dimensions A B	ML	MLL	MA	MAL
4284	1531	1982	1798	2426
4296	1593	2117	1923	2608
42108	1704	2539	2385	3063
4884	1684	2443	2219	3031
4896	1716	2535	2304	3228
48120	1908	3009	2808	3791
48144	2306	3405	3156	4319
60168	2644	4166	4307	5973

Rectangular on Cubic Bases

TCU

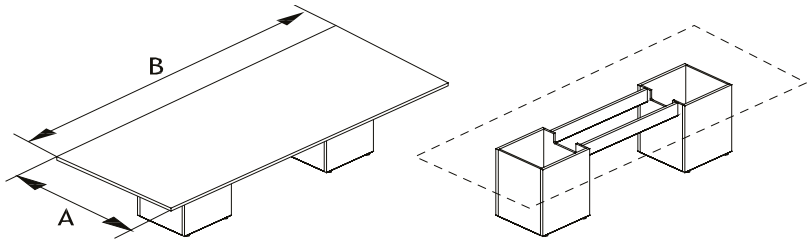

Manufacturing Standards

- Tables delivered disassembled;
- Laminate base.

Bases: *For the number of bases, see appendix B.*

Surfaces: *For the number of surfaces and the wood grain direction, see appendix C.*

Random wood grain: *For tables that have more than one section, it is important to note that the wood grain texture is random and does not match with the adjoining surface.*

Access Door: *to add one or more access doors to the base(s) add code (AD), $277 retail per access door.*

Options

Connectivity

Specify connectivity on p. 159

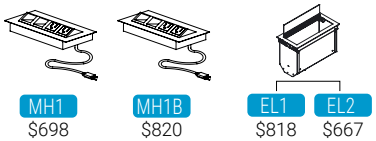

MH1 $698 | MH1B $820 | EL1 $818 | EL2 $667

Orientation

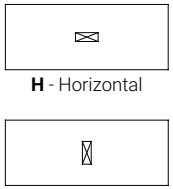

H - Horizontal

V - Vertical

Position

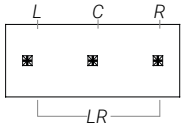

Prices

Dimensions A B	ML	MLL	MA	MAL
4284	1387	1963	1786	2403
4296	1504	2156	1960	2664
42108	1614	2333	2121	2895
4884	1504	2156	1960	2664
4896	1512	2236	2035	2807
48120	1879	2784	2531	3503
48144	2103	3179	2889	4040
60168	2438	3943	3583	5200

How to Order

	ML MLL MA MAL	AB			AD	L C R LR	EL1, EL2 MH1, MH1B	H V	L C R LR
			T	**CU**					
	series	dimensions	top	bases	access door and position		connectivity + orientation + position		
Example	ML	48120	**T**	**CU**	AD	C	MH1SN	H	C

Rounded Boat on Cubic Bases

BTRCU

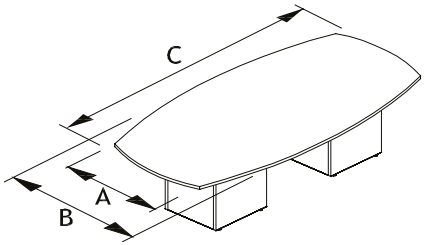

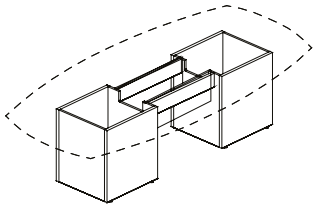

Manufacturing Standards

- Tables delivered disassembled;
- Laminate base.

Bases: *For the number of bases, see appendix B.*

Surfaces: *For the number of surfaces and the wood grain direction, see appendix C.*

Random wood grain: *For tables that have more than one section, it is important to note that the wood grain texture is random and does not match with the adjoining surface.*

Access Door: *to add one or more access doors to the base(s) add code (AD), $277 retail per access door.*

Options

Connectivity

Specify connectivity on p. 159

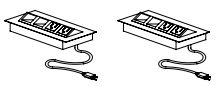

MH1 $698 | MH1B $820 | EL1 $818 | EL2 $667

Orientation

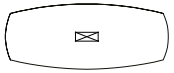

H - Horizontal

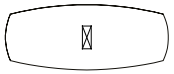

V - Vertical

Position

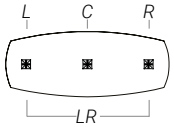

Prices

Dimensions A B C	ML	MLL	MA	MAL
304284	1694	2208	2006	2639
304296	1810	2361	2147	2854
3042108	1922	2707	2460	3262
364896	1820	2647	2405	3214
3648120	2009	3163	2875	3868
3648144	2406	3552	3227	4396
5460168	2644	4454	4048	5686

How to Order

	series	dimensions	top	bases	access door and position		connectivity + orientation + position		
	ML MLL MA MAL	ABC			AD	L C R LR	EL1, EL2 MH1, MH1B	H V	L C R LR
			BTR	**CU**					
Example	ML	3648120	**BTR**	**CU**	AD	C	MH1SN	H	C

Racetrack on H Bases

RTH

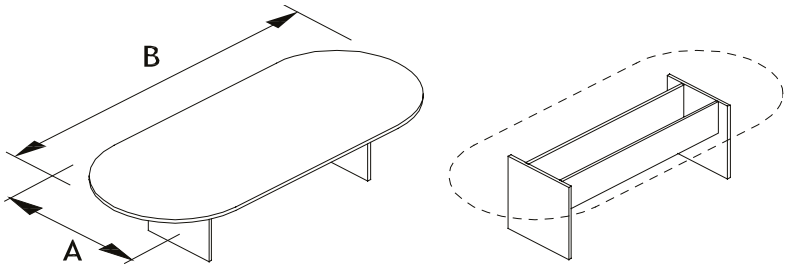

Manufacturing Standards

- Tables delivered disassembled;
- Laminate base.

Bases: *For the number of bases, see appendix B.*

Surfaces: *For the number of surfaces and the wood grain direction, see appendix C.*

Random wood grain: *For tables that have more than one section, it is important to note that the wood grain texture is random and does not match with the adjoining surface.*

Options

Connectivity

Specify connectivity on p. 159

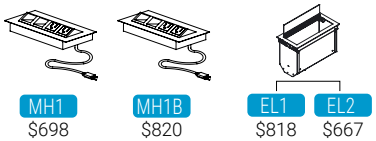

MH1 $698 | MH1B $820 | EL1 $818 | EL2 $667

Orientation

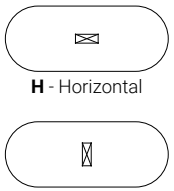

H - Horizontal

V - Vertical

Position

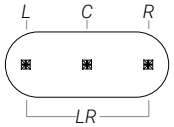

How to Order

	ML MLL MA MAL	AB			EL1, EL2 MH1, MH1B	H V	L C R LR
			RT	**H**			
	series	dimensions	top	bases	connectivity + orientation + position		
Example	ML	4884	**RT**	**H**	MH1SN	H	C

Prices

Dimensions A B	ML	MLL	MA	MAL
4284	1439	1992	1812	2507
4296	1551	2091	1901	2683
42108	1662	2451	2230	3120
4884	1551	2268	2063	2858
4896	1564	2377	2162	3052
48120	1926	2911	2646	3753
48144	1986	3218	2924	4230
60168	2331	4222	3838	5700

Rectangular on H Bases

TH

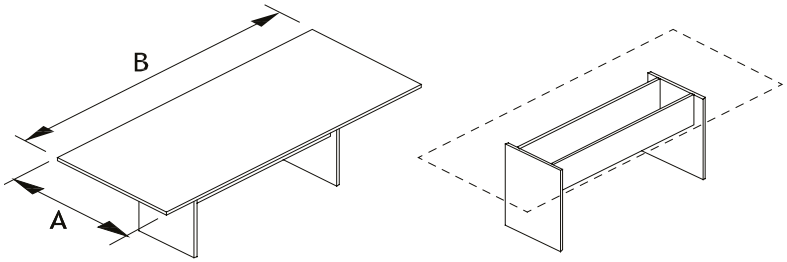

Manufacturing Standards

- Tables delivered disassembled;
- Laminate base.

Bases: *For the number of bases, see appendix B.*

Surfaces: *For the number of surfaces and the wood grain direction, see appendix C.*

Random wood grain: *For tables that have more than one section, it is important to note that the wood grain texture is random and does not match with the adjoining surface.*

Options

Connectivity

Specify connectivity on p. 159

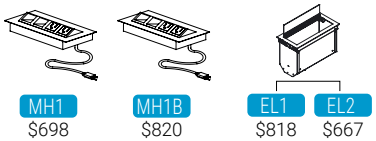

Orientation

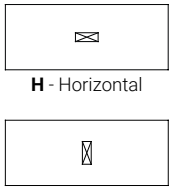

H - Horizontal

V - Vertical

Position

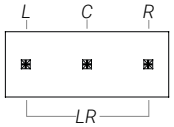

Prices

Dimensions A B	ML	MLL	MA	MAL
4284	1234	1819	1652	2334
4296	1344	1980	1796	2572
42108	1457	2344	2128	3003
4884	1344	1980	1796	2572
4896	1358	2241	2037	2916
48120	1725	2797	2543	3640
48144	1786	3093	2813	4109
60168	2121	4055	3688	5532

How to Order

	ML MLL MA MAL	AB			EL1, EL2 MH1, MH1B	H V	L C R LR
			T	**H**			
	series	dimensions	top	bases	connectivity + orientation + position		
Example	ML	4884	**T**	**H**	MH1SN	H	C

Rounded Boat on H Bases

BTRH

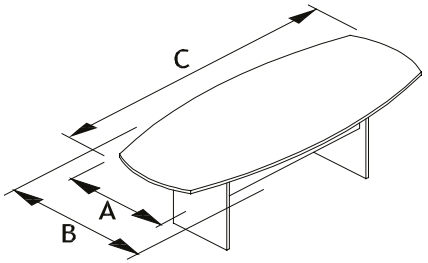

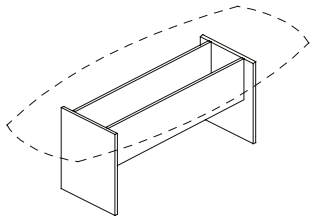

Manufacturing Standards

- Tables delivered disassembled;
- Laminate base.

Bases: *For the number of bases, see appendix B.*

Surfaces: *For the number of surfaces and the wood grain direction, see appendix C.*

Random wood grain: *For tables that have more than one section, it is important to note that the wood grain texture is random and does not match with the adjoining surface.*

Options

Connectivity

Specify connectivity on p. 159

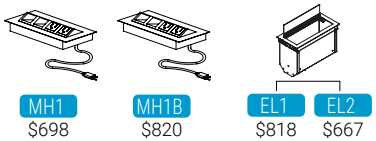

Orientation

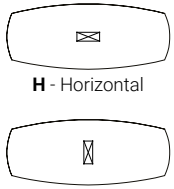

Position

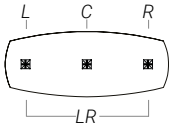

Prices

Dimensions A B C	ML	MLL	MA	MAL
364284	1543	2174	1978	2694
364296	1655	2333	2121	2922
3642108	1770	2565	2333	3229
424884	1655	2348	2133	2942
424896	1662	2449	2227	3127
4248120	2035	3018	2744	3867
4248144	2093	3317	3014	4331
5460168	2429	4280	3891	5757

How to Order

	ML MLL MA MAL	ABC			EL1, EL2 MH1, MH1B	H V	L C R LR
			BTR	**H**			
	series	dimensions	top	bases	connectivity + orientation + position		
Example	ML	424884	**BTR**	**H**	MH1SN	H	C

Racetrack on Rectangular Bases

RTRE

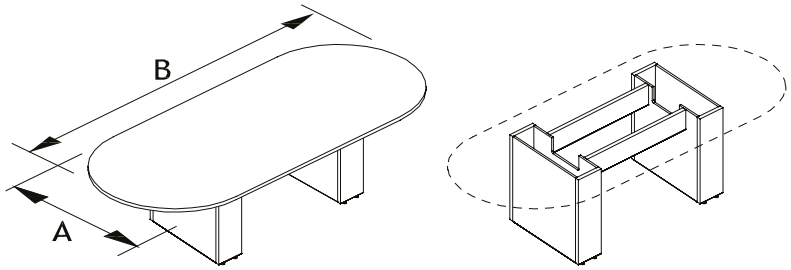

Manufacturing Standards

- Tables delivered disassembled;
- Laminate base.

Bases: *For the number of bases, see appendix B.*

Surfaces: *For the number of surfaces and the wood grain direction, see appendix C.*

Random wood grain: *For tables that have more than one section, it is important to note that the wood grain texture is random and does not match with the adjoining surface.*

Access Door: *to add one or more access doors to the base(s) add code (AD), $277 retail per access door.*

Options

Connectivity

Specify connectivity on p. 159

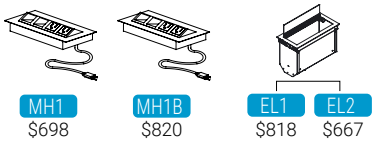

MH1 $698 | MH1B $820 | EL1 $818 | EL2 $667

Orientation

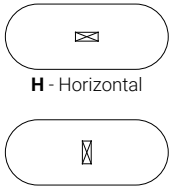

H - Horizontal

V - Vertical

Position

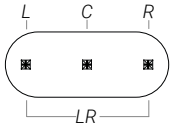

Prices

Dimensions A B	ML	MLL	MA	MAL
4284	1841	2545	2313	3062
4296	1930	2718	2471	3308
42108	2543	3460	3144	4126
4884	1930	2718	2471	3308
4896	2036	2915	2650	3591
48120	2241	3308	3007	4153
48144	2962	4275	3887	5290
60168	3608	5448	4951	6925

How to Order

	ML MLL MA MAL	AB			AD	L C R LR	EL1, EL2 MH1, MH1B	H V	L C R LR
			RT	**RE**					
	series	dimensions	top	bases	access door and position		connectivity + orientation + position		
Example	ML	48120	**RT**	**RE**	AD	C	MH1SN	H	C

Rectangular on Rectangular Bases

TRE

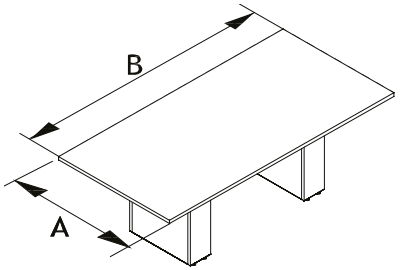

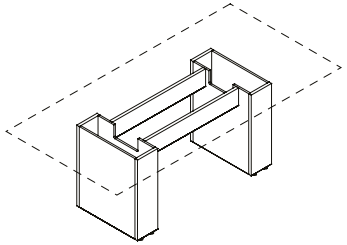

Manufacturing Standards

- Tables delivered disassembled;
- Laminate base.

Bases: *For the number of bases, see appendix B.*

Surfaces: *For the number of surfaces and the wood grain direction, see appendix C.*

Random wood grain: *For tables that have more than one section, it is important to note that the wood grain texture is random and does not match with the adjoining surface.*

Access Door: *to add one or more access doors to the base(s) add code (AD), $277 retail per access door.*

Options

Connectivity

Specify connectivity on p. 159

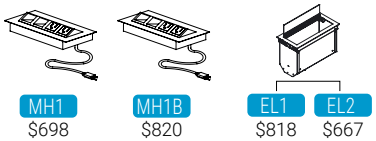

MH1 $698 | MH1B $820 | EL1 $818 | EL2 $667

Orientation

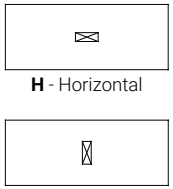

H - Horizontal

V - Vertical

Position

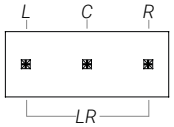

Prices

Dimensions A	B	ML	MLL	MA	MAL
4284		1664	2353	2137	2869
4296		1755	2524	2295	3118
42108		2066	3118	2831	3963
4884		1755	2524	2295	3118
4896		1860	2720	2473	3398
48120		2366	3267	2969	3933
48144		2787	4081	3708	5095
60168		3432	5252	4775	6730

How to Order

	ML MLL MA MAL	AB			AD	L C R LR	EL1, EL2 MH1, MH1B	H V	L C R LR
			T	**RE**					
	series	dimensions	top	bases	access door and position		connectivity + orientation + position		
Example	ML	48120	**T**	**RE**	AD	C	MH1SN	H	C

Rounded Boat on Rectangular Bases

BTRRE

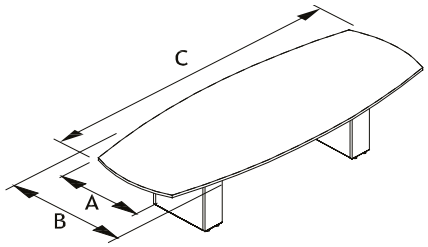

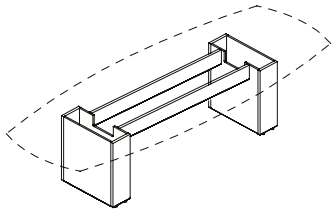

Manufacturing Standards

- Tables delivered disassembled;
- Laminate base.

Bases: *For the number of bases, see appendix B.*

Surfaces: *For the number of surfaces and the wood grain direction, see appendix C.*

Random wood grain: *For tables that have more than one section, it is important to note that the wood grain texture is random and does not match with the adjoining surface.*

Access Door: *to add one or more access doors to the base(s) add code (AD), $277 retail per access door.*

Options

Connectivity

Specify connectivity on p. 159

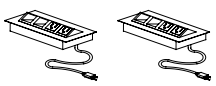

MH1 $698 | MH1B $820 | EL1 $818 | EL2 $667

Orientation

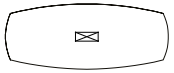

H - Horizontal

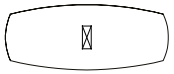

V - Vertical

Position

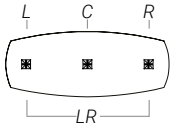

Prices

Dimensions A B C	ML	MLL	MA	MAL
364296	1930	2718	2471	3308
3642108	2543	3460	3144	4126
424884	1930	2718	2471	3308
424896	2036	2915	2650	3591
4248120	2241	3308	3007	4153
4248144	2962	4275	3887	5290
5460168	3608	5448	4951	6925

How to Order

	ML MLL MA MAL	ABC			AD	L C R LR	EL1, EL2 MH1, MH1B	H V	L C R LR
			BTR	**RE**					
	series	dimensions	top	bases	access door and position		connectivity + orientation + position		
Example	ML	4248120	**BTR**	**RE**	AD	C	MH1SN	H	C

Teleconference on Rectangular Bases

TFRE

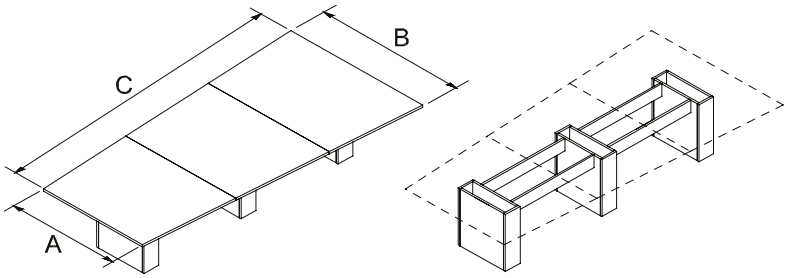

Manufacturing Standards

- Tables delivered disassembled;
- Laminate base.

Bases: *For the number of bases, see appendix B.*

Surfaces: *For the number of surfaces and the wood grain direction, see appendix C.*

Random wood grain: *For tables that have more than one section, it is important to note that the wood grain texture is random and does not match with the adjoining surface.*

Access Door: *to add one or more access doors to the base(s) add code (AD), $277 retail per access door.*

Options

Connectivity

Specify connectivity on p. 159

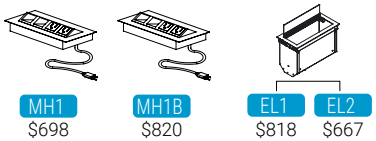

MH1 $698 | MH1B $820 | EL1 $818 | EL2 $667

Orientation

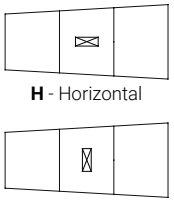

H - Horizontal

V - Vertical

Position

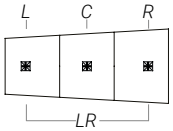

Prices

Dimensions A B C	CS	CSL
5472144	2818	4546
5472168	3048	5041
6078192	3735	6196
6078216	4192	6965

How to Order

	CS CSL	ABC			AD	L C R LR	EL1, EL2 MH1, MH1B	H V	L C R LR
			TF	**RE**					
	series	dimensions	top	bases	access door and position		connectivity + orientation + position		
Example	CS	5472144	**TF**	**RE**	AD	C	MH1SN	H	C

Racetrack on Y Bases

RTY

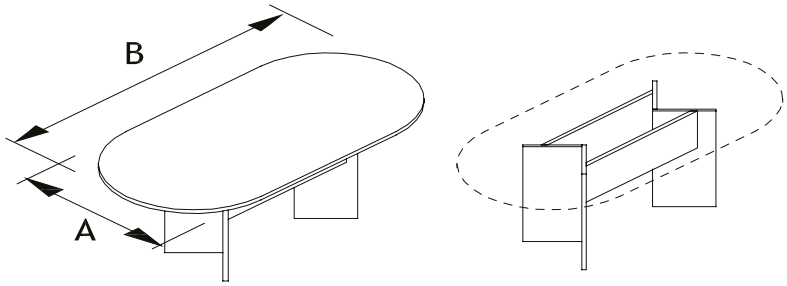

Manufacturing Standards

- Tables delivered disassembled;
- Laminate base.

Bases: *For the number of bases, see appendix B.*

Surfaces: *For the number of surfaces and the wood grain direction, see appendix C.*

Random wood grain: *For tables that have more than one section, it is important to note that the wood grain texture is random and does not match with the adjoining surface.*

Options

Connectivity

Specify connectivity on p. 159

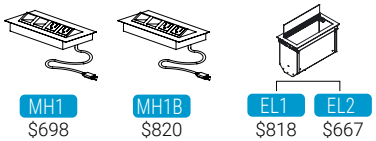

Orientation

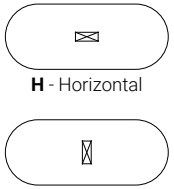

H - Horizontal

V - Vertical

Position

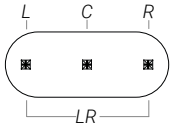

Prices

Dimensions A B	ML	MLL	MA	MAL
4284	1488	2046	1858	2562
4296	1602	2143	1948	2734
42108	1716	2443	2219	3103
4884	1602	2183	1984	2776
4896	1614	2425	2204	3099
48120	1980	2956	2688	3803
48144	2041	3258	2960	4271
60168	2378	4272	3883	5753

How to Order

	ML MLL MA MAL	AB			EL1, EL2 MH1, MH1B	H V	L C R LR
			RT	**Y**			
	series	dimensions	top	bases	connectivity + orientation + position		
Example	ML	48120	**RT**	**Y**	MH1SN	H	C

Rectangular on Y Bases

TY

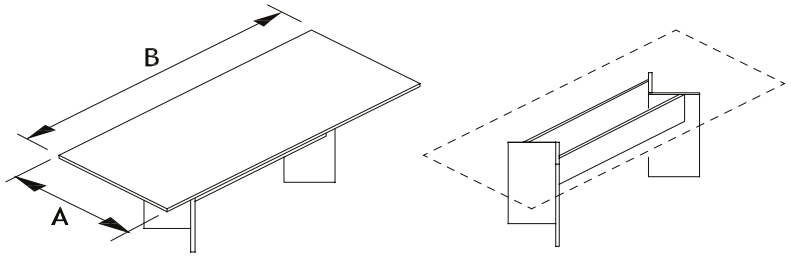

Manufacturing Standards

- Tables delivered disassembled;
- Laminate base.

Bases: *For the number of bases, see appendix B.*

Surfaces: *For the number of surfaces and the wood grain direction, see appendix C.*

Random wood grain: *For tables that have more than one section, it is important to note that the wood grain texture is random and does not match with the adjoining surface.*

Options

Connectivity

Specify connectivity on p. 159

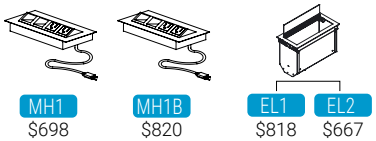

MH1 $698 | MH1B $820 | EL1 $818 | EL2 $667

Orientation

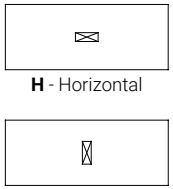

H - Horizontal

V - Vertical

Position

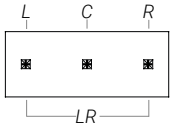

Prices

Dimensions A B	ML	MLL	MA	MAL
4284	1284	1876	1704	2393
4296	1400	2035	1852	2529
42108	1512	2390	2172	3055
4884	1400	2035	1852	2628
4896	1409	2295	2088	2967
48120	1777	2847	2588	3690
48144	1836	3143	2859	4157
60168	2176	4106	3735	5586

How to Order

	ML MLL MA MAL	AB			EL1, EL2 MH1, MH1B	H V	L C R LR
			T	**Y**			
	series	dimensions	top	bases	connectivity + orientation + position		
Example	ML	48120	**T**	**Y**	MH1SN	H	C

Rounded Boat on Y Bases

BTRY

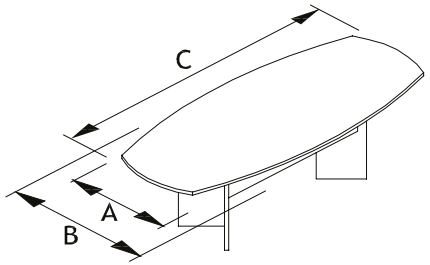

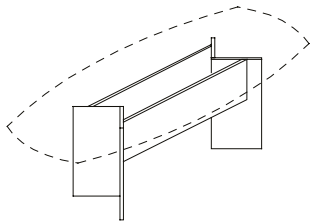

Manufacturing Standards

- Tables delivered disassembled;
- Laminate base.

Bases: *For the number of bases, see appendix B.*

Surfaces: *For the number of surfaces and the wood grain direction, see appendix C.*

Random wood grain: *For tables that have more than one section, it is important to note that the wood grain texture is random and does not match with the adjoining surface.*

Options

Connectivity

Specify connectivity on p. 159

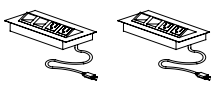

MH1 $698 | MH1B $820 | EL1 $818 | EL2 $667

Orientation

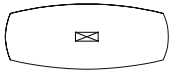

H - Horizontal

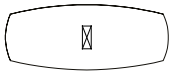

V - Vertical

Position

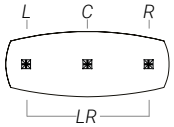

How to Order

	ML MLL MA MAL	ABC			EL1, EL2 MH1, MH1B	H V	L C R LR
			BTR	**Y**			
	series	dimensions	top	bases	connectivity + orientation + position		
Example	ML	4248120	**BTR**	**Y**	MH1SN	H	C

Prices

Dimensions A B C	ML	MLL	MA	MAL
364284	1593	2223	2023	2741
364296	1704	2378	2163	2966
3642108	1818	2612	2377	3281
424884	1704	2398	2178	2989
424896	1716	2535	2304	3213
4248120	2081	3070	2789	3916
4248144	2144	3369	3063	4382
5460168	2481	4327	3936	5805

Racetrack on Howard Bases

RTHOW

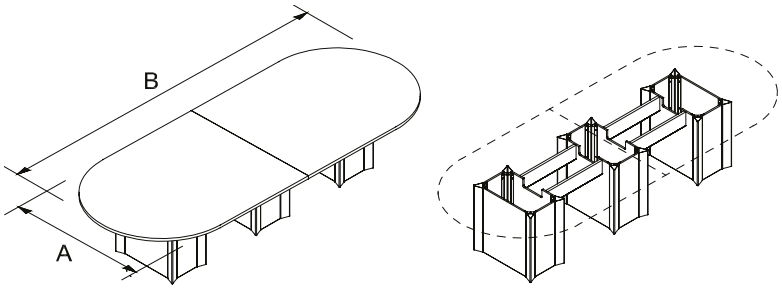

Manufacturing Standards

- Tables delivered disassembled;
- Laminate base with metal corners.

Bases: *For the number of bases, see appendix B.*

Surfaces: *For the number of surfaces and the wood grain direction, see appendix C.*

Random wood grain: *For tables that have more than one section, it is important to note that the wood grain texture is random and does not match with the adjoining surface.*

Access Door: *to add one or more access doors to the base(s) add code (AD), $277 retail per access door.*

Options

Connectivity

Specify connectivity on p. 159

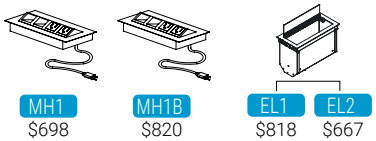

Orientation

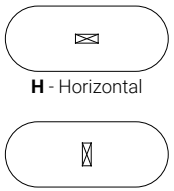

H - Horizontal

V - Vertical

Position

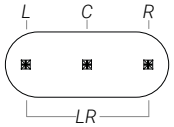

How to Order

	CS CSL CG CGL	AB			PB CHR **SN (std)**	AD	L C R LR	EL1, EL2 MH1, MH1B	H V	L C R LR
			RT	**HOW**						
	series	dimensions	top	bases	metal finish	access door and position		connectivity + orientation + position		
Example	CS	48120	**RT**	**HOW**	SN	AD	C	MH1SN	H	C

Prices

Dimensions A B	CS	CSL	CG	CGL
(SN) Satin nickel or **(PB)** white base				
4884	2739	3575	3250	4139
4896	2780	3701	3365	4347
48120	3749	4926	4479	5734
48144	3830	5178	4705	6142
54120	3823	5112	4648	6016
54144	3912	5391	4902	6474
54168	3998	5666	5151	6934
60168	4019	5824	5294	7231
(CHR) Chrome base				
4884	3628	4506	4141	5072
4896	3669	4632	4253	5276
48120	5082	6324	5814	7130
48144	5164	6573	6039	7539
54120	5157	6511	5981	7416
54144	5246	6788	6233	7872
54168	5334	7066	6486	8329
60168	5349	7223	6630	8628

Rectangular on Howard Bases

THOW

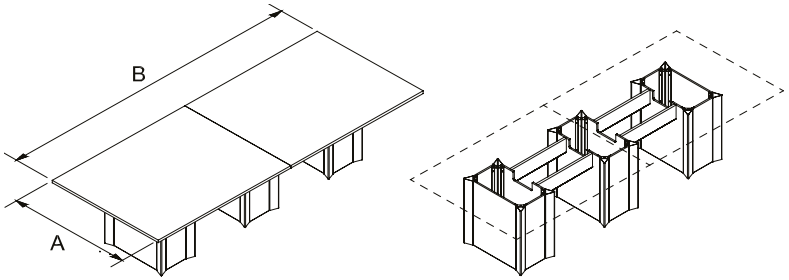

Manufacturing Standards

- Tables delivered disassembled;
- Laminate base with metal corners.

Bases: *For the number of bases, see appendix B.*

Surfaces: *For the number of surfaces and the wood grain direction, see appendix C.*

Random wood grain: *For tables that have more than one section, it is important to note that the wood grain texture is random and does not match with the adjoining surface.*

Access Door: *to add one or more access doors to the base(s) add code (AD), $277 retail per access door.*

Options

Connectivity

Specify connectivity on p. 159

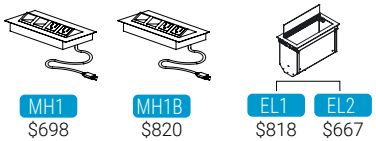

MH1 $698 | MH1B $820 | EL1 $818 | EL2 $667

Orientation

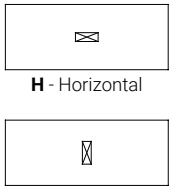

H - Horizontal

V - Vertical

Position

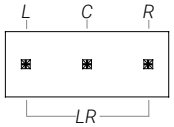

How to Order

	CS CSL CSZ CSZL CG CGL	AB			PB CHR **SN (std)**	AD	L C R LR	EL1, EL2 MH1, MH1B	H V	L C R LR
			T	**HOW**						
	series	dimensions	top	bases	metal finish	access door and position		connectivity + orientation + position		
Example	CS	48120	**T**	**HOW**	SN	AD	C	MH1SN	H	C

Prices

Dimensions A B	CS	CSL	CSZ	CSZL	CG	CGL
(SN) Satin nickel or **(PB)** white base						
4884	2702	3537	3572	4449	3216	4098
4896	2742	3662	3738	4703	3330	4303
48120	3651	4821	4895	6121	4383	5628
48144	3737	5074	5225	6637	4610	6040
54120	3684	4957	5082	6422	4506	5862
54144	3769	5234	5450	6993	4760	6319
54168	3856	5513	5815	7561	5010	6777
60168	3952	5755	6125	8033	5229	7163
(CHR) Chrome base						
4884	3594	4264	4463	5380	4106	4801
4896	3632	4384	4629	5635	4218	4998
48120	4988	5938	6229	7522	5720	6705
48144	5069	6177	6560	8034	5946	7100
54120	5017	6065	6418	7818	5839	6929
54144	5106	6332	6782	8390	6090	7367
54168	5194	6594	7150	8959	6343	7805
60168	5286	6827	7459	9428	6565	8170

Rounded Boat on Howard Bases

BTRHOW

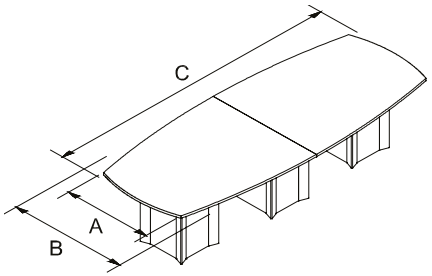

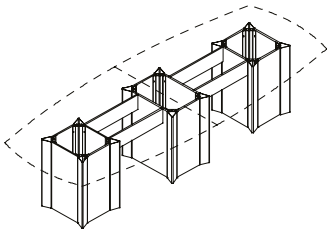

Manufacturing Standards

- Tables delivered disassembled;
- Laminate base with metal corners.

Bases: *For the number of bases, see appendix B.*

Surfaces: *For the number of surfaces and the wood grain direction, see appendix C.*

Random wood grain: *For tables that have more than one section, it is important to note that the wood grain texture is random and does not match with the adjoining surface.*

Access Door: *to add one or more access doors to the base(s) add code (AD), $277 retail per access door.*

Options

Connectivity

Specify connectivity on p. 159

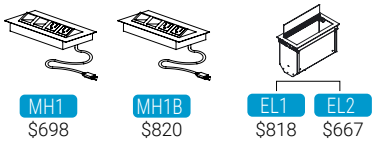

MH1 $698 | MH1B $820 | EL1 $818 | EL2 $667

Orientation

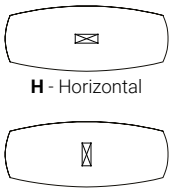

H - Horizontal

V - Vertical

Position

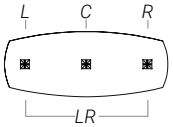

How to Order

	CS CSL CG CGL	ABC			PB CHR **SN (std)**	AD	L C R LR	EL1, EL2 MH1, MH1B	H V	L C R LR
			BTR	**HOW**						
	series	dimensions	top	bases	metal finish	access door and position		connectivity + orientation + position		
Example	CS	3648120	**BTR**	**HOW**	SN	AD	C	MH1SN	H	C

Prices

Dimensions A B	CS	CSL	CG	CGL
(SN) Satin nickel or **(PB)** white base				
364884	2738	3573	3249	4135
364896	2778	3698	3362	4344
3648120	3754	4935	4486	5739
3648144	3837	5185	4714	6149
4254120	3784	5068	4606	5972
4254144	3868	5340	4854	6424
4254168	3953	5616	5106	6879
4860168	4048	5861	5327	7267
(CHR) Chrome base				
364884	3627	4504	4138	5071
364896	3669	4632	4253	5275
3648120	5087	6331	5820	7136
3648144	5171	6582	6046	7546
4254120	5117	6464	5940	7369
4254144	5200	6737	6190	7821
4254168	5286	7013	6438	8277
4860168	5384	7259	6661	8666

Teleconference on Howard Bases

TFHOW

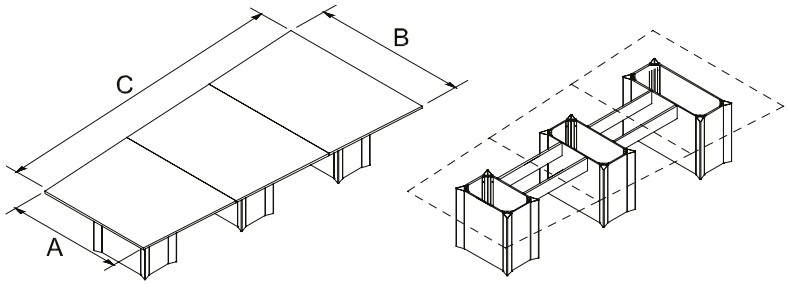

Manufacturing Standards

- Tables delivered disassembled;
- Laminate base with metal corners,
- Reverse wood grain on surfaces.

Bases: *For the number of bases, see appendix B.*

Surfaces: *For the number of surfaces and the wood grain direction, see appendix C.*

Random wood grain: *For tables that have more than one section, it is important to note that the wood grain texture is random and does not match with the adjoining surface.*

Access Door: *to add one or more access doors to the base(s) add code (AD), $277 retail per access door.*

Options

Connectivity

Specify connectivity on p. 159

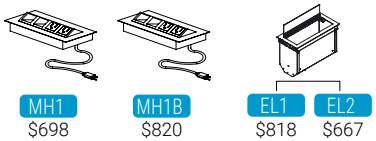

Orientation

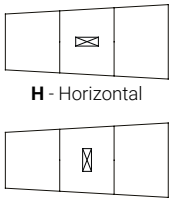

Position

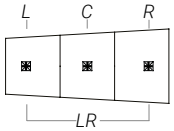

How to Order

	CS CSL	ABC			PB CHR **SN (std)**	AD	L C R LR	EL1, EL2 MH1, MH1B	H V	L C R LR
			TF	**HOW**						
	series	dimensions	top	bases	metal finish	access door and position		connectivity + orientation + position		
Example	CS	5472144	**TF**	**HOW**	SN	AD	C	MH1SN	H	C

Prices

Dimensions A B	CS	CSL	CG	CGL
(SN) Satin nickel or **(PB)** white base				
5472144	3830	5662		
5472168	3932	6013		
6078192	4151	6657		
6078216	4679	7500		
(CHR) Chrome base				
5472144	5165	7060		
5472168	5265	7412		
6078192	5484	8055		
6078216	6458	9365		

Rectangular on Wellington Bases

TWEL - 48"

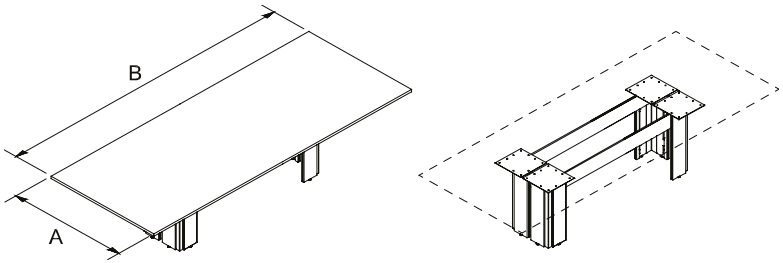

Manufacturing Standards

- Tables delivered disassembled;
- Laminate base with decorative chrome (CHR) inserts;
- Tables longer than 120" have a middle base with a removable panel to provide access to electrical wiring, *see appendix B.*

Bases: *For the number of bases, see appendix B.*

Surfaces: *For the number of surfaces and the wood grain direction, see appendix C.*

Random wood grain: *For tables that have more than one section, it is important to note that the wood grain texture is random and does not match with the adjoining surface.*

Options

Connectivity

Specify connectivity on p. 159

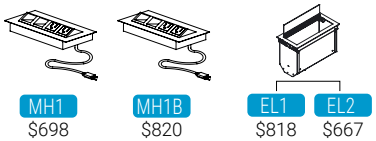

MH1 $698 | MH1B $820 | EL1 $818 | EL2 $667

Orientation

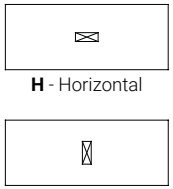

H - Horizontal

V - Vertical

Position

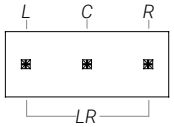

Prices

Dimensions A B	CS	CSL	CSZ	CSZL	CG	CGL
(SN) Satin nickel or **(PB)** white base						
4884	4070	5039	4936	5949	4580	5600
4896	4108	5163	5103	6202	4694	5804
48120	4290	5524	5534	6825	5021	6326
48144	4372	5773	5862	7334	5248	6738
48168	4517	6095	6257	7918	5540	7221
(CHR) Chrome base						
4884	5576	6618	6445	7527	6086	7179
4896	5617	6740	6610	7783	6201	7384
48120	5797	7103	7039	8404	6528	7905
48144	5879	7351	7371	8914	6755	8317
48168	6026	7675	7765	9496	7048	8801

How to Order

	CS CSL CSZ CSZL CG CGL	AB			SN PB CHR	EL1, EL2 MH1, MH1B	H V	L C R LR
			T	**WEL**				
	series	dimensions	top	bases	metal finish	connectivity + orientation + position		
Example	CS	4884	**T**	**WEL**	CHR	MH1SN	H	C

Rectangular on Wellington Bases

TWEL - 54"

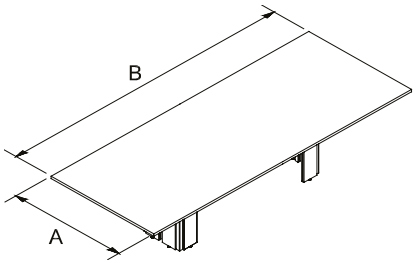

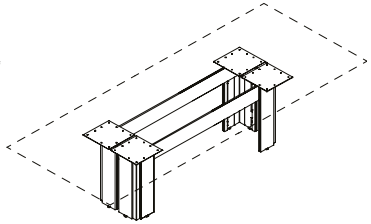

Manufacturing Standards

- Tables delivered disassembled;
- Laminate base with decorative chrome (CHR) inserts;
- Tables longer than 120" have a middle base with a removable panel to provide access to electrical wiring, *see appendix B.*

Bases: *For the number of bases, see appendix B.*

Surfaces: *For the number of surfaces and the wood grain direction, see appendix C.*

Random wood grain: *For tables that have more than one section, it is important to note that the wood grain texture is random and does not match with the adjoining surface.*

Options

Connectivity

Specify connectivity on p. 159

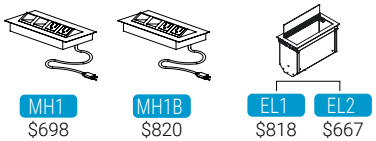

MH1 $698 | MH1B $820 | EL1 $818 | EL2 $667

Orientation

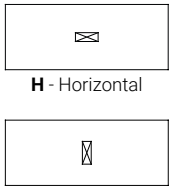

H - Horizontal

V - Vertical

Position

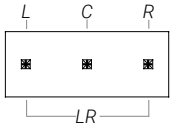

How to Order

	CS CSL CSZ CSZL CG CGL	AB			SN PB CHR	EL1, EL2 MH1, MH1B	H V	L C R LR
			T	**WEL**				
	series	dimensions	top	bases	metal finish	connectivity + orientation + position		
Example	CS	5484	**T**	**WEL**	CHR	MH1SN	H	C

Prices

Dimensions A B	CS	CSL	CSZ	CSZL	CG	CGL
(SN) Satin nickel or **(PB)** white base						
5484	4097	5141	5077	6165	4674	5773
5496	4143	5279	5261	6450	4799	6002
54120	4330	5667	5728	7131	5152	6573
54144	4419	5946	6095	7705	5406	7034
54168	4570	6294	6527	8345	5724	7561
(CHR) Chrome base						
5484	5599	6716	6578	7738	6176	7348
5496	5647	6856	6766	8028	6304	7583
54120	5836	7246	7237	8712	6658	8150
54144	5927	7525	7603	9283	6912	8611
54168	6077	7872	8036	9923	7229	9140

Rectangular on Wellington Bases

TWEL - 60"

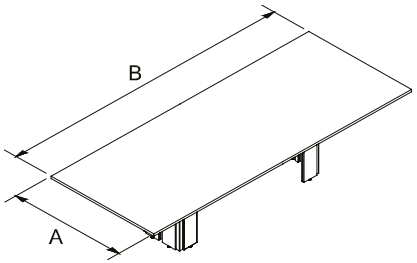

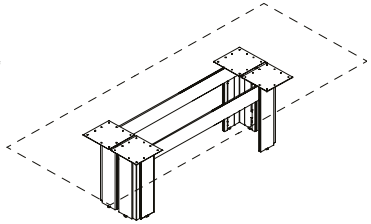

Manufacturing Standards

- Tables delivered disassembled;
- Laminate base with decorative chrome (CHR) inserts;
- Tables longer than 120" have a middle base with a removable panel to provide access to electrical wiring, *see appendix B.*

Bases: *For the number of bases, see appendix B.*

Surfaces: *For the number of surfaces and the wood grain direction, see appendix C.*

Random wood grain: *For tables that have more than one section, it is important to note that the wood grain texture is random and does not match with the adjoining surface.*

Options

Connectivity

Specify connectivity on p. 159

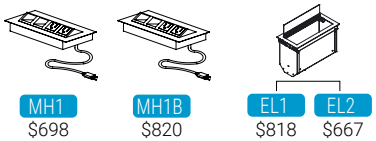

Orientation

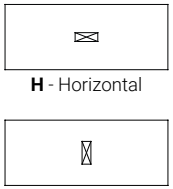

H - Horizontal

V - Vertical

Position

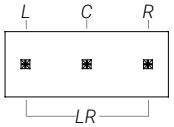

How to Order

CS CSL CSZ CSZL CG CGL	AB			SN PB CHR	EL1, EL2 MH1, MH1B	H V	L C R LR
		T	**WEL**				
series	dimensions	top	bases	metal finish	connectivity + orientation + position		
Example CS	6084	**T**	**WEL**	CHR	MH1SN	H	C

Prices

Dimensions A B	CS	CSL	CSZ	CSZL	CG	CGL
(SN) Satin nickel or **(PB)** white base						
6084	4127	5244	5215	6381	4768	5948
6096	4174	5397	5415	6699	4907	6201
60120	4372	5813	5925	7442	5286	6821
60144	4464	6117	6329	8070	5560	7322
60168	4659	6536	6837	8812	5942	7942
60192	4859	6949	7340	9553	6319	8560
60228	4997	7409	7946	10500	6734	9317
(CHR) Chrome base						
6084	5632	6823	6721	7963	6275	7526
6096	5681	6974	6924	8277	6412	7781
60120	5879	7394	7431	9020	6794	8399
60144	5972	7693	7836	9646	7068	8901
60168	6167	8113	8342	10392	7449	9519
60192	6363	8530	8848	11133	7827	10139
60228	6505	8987	9455	12080	8242	10896

Finesse Rectangular Table with Rounded Corners

TARA

Angled Metal Legs

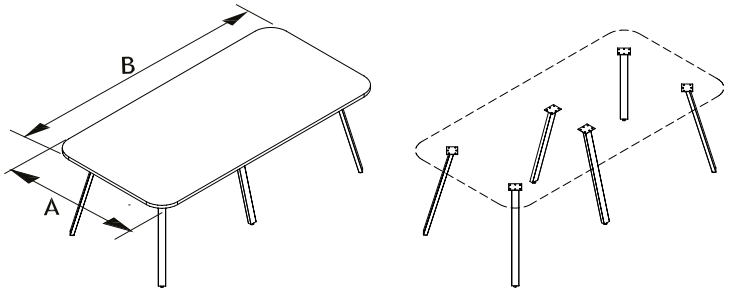

Manufacturing Standards

- Tables delivered disassembled;
- Rectangular table with rounded corners;
- 1 surface;
- Angled metal legs with levelers;
- Height of 29".

Note : *The four-legged models have 2 stiffeners.*

Bases: *For the number of bases, see appendix B.*

Wire Management: *For wire management, see p. 164.*

Options

Connectivity

Specify connectivity on p. 159

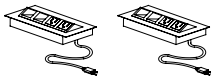

MH1 $698

MH1B $820

Orientation

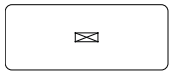

H - Horizontal

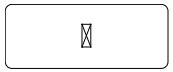

V - Vertical

Position

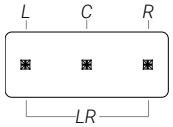

Prices

Dimensions A B	OS	OSL	OSZ	OSZL
3672	726	1126	1208	1710
4284	1045	1588	1702	2383
4896	1178	1888	2035	2927

How to Order

	OS OSL OSZ OSZL	AB		BL SN WH	MH1 MH1B	H V	L C R LR
			TARA				
	series	dimensions	code	metal finish	connectivity + orientation + position		
Example	OS	3672	**TARA**	BL	MH1SN	H	C

Finesse Rectangular Table with Rounded Corners (continued)

TARAW

Angled Metal Legs with Wood Insert

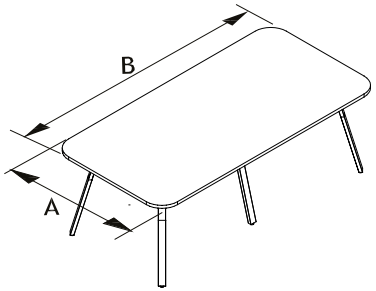

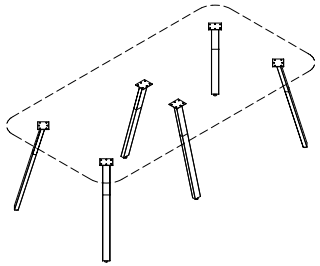

Manufacturing Standards

- Tables delivered disassembled;
- Rectangular table with rounded corners;
- 1 surface;
- Angled metal legs with wood Insert and levelers;
- Height of 29".

Note : *The four-legged models have 2 stiffeners.*

Bases: *For the number of bases, see appendix B.*

Wire Management: *For wire management, see p. 164.*

Wood finishes: *Available colors for legs, aprons and surface grommets: White Wash **WW**, Golden Wheat **GW**, Sand **SD**, Apricot **AT**, Pecan **PN**, Brandy **BR**, Chestnut **CT**, Coffee **CF**, Espresso **ES**, Bordeaux **BO**, Black Wash **BW** and Bark **BK**.*

Options

Connectivity

Specify connectivity on p. 159

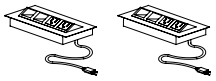

MH1 $698

MH1B $820

Orientation

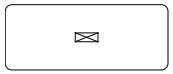

H - Horizontal

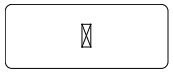

V - Vertical

Position

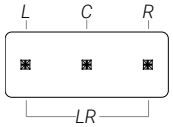

How to Order

	OS OSL OSZ OSZL	AB		BL SN WH	MH1 MH1B	H V	L C R LR	**Finishes** *See the Logiflex Color Guide*
			TARAW					
	series	dimensions	code	metal finish	connectivity + orientation + position			wood color
Example	OS	3672	**TARAW**	BL	MH1SN	H	C	GW

Prices

Dimensions A B	OS	OSL	OSZ	OSZL
3672	994	1394	1476	1978
4284	1447	1990	2103	2785
4896	1580	2290	2437	3329

Finesse Boat Table with Rounded Corners

BTRRA

Angled Metal Legs

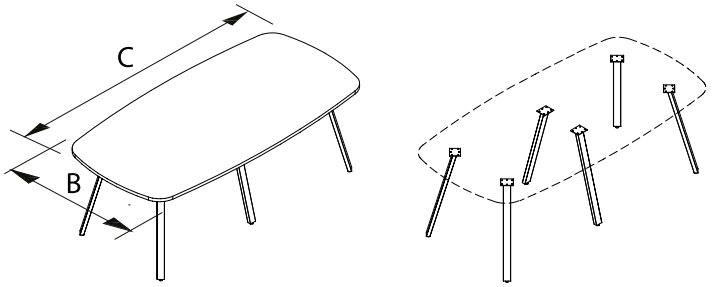

Manufacturing Standards

- Tables delivered disassembled;
- Rounded boat table with rounded corners;
- 1 surface;
- Angled metal legs with levelers;
- Height of 29".

Note : *The four-legged models have 2 stiffeners.*
The dimension A (interface depth) is 6" less than dimension B (overall depth).

Bases: *For the number of bases, see appendix B.*

Wire Management: *For wire management, see p. 164.*

Options

Connectivity

Specify connectivity on p. 159

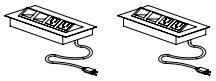

MH1 $698

MH1B $820

Orientation

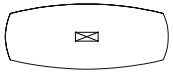

H - Horizontal

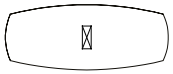

V - Vertical

Position

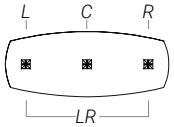

Prices

Dimensions A B C	OS	OSL	OSZ	OSZL
303672	726	1126	1208	1710
364284	1045	1588	1702	2383
424896	1178	1888	2035	2927

How to Order

	OS OSL OSZ OSZL	AB		BL SN WH	MH1 MH1B	H V	L C R LR
			BTRRA				
	series	dimensions	code	metal finish	connectivity + orientation + position		
Example	OS	3672	**BTRRA**	BL	MH1SN	H	C

Finesse Boat Table with Rounded Corners (continued)

BTRRAW

Angled Metal Legs with Wood Insert

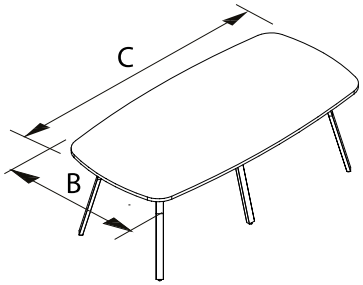

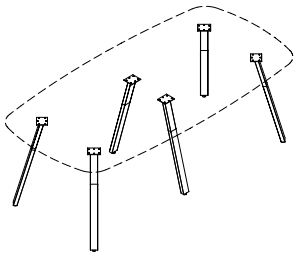

Manufacturing Standards

- Tables delivered disassembled;
- Rounded boat table with rounded corners;
- 1 surface;
- Angled metal legs with wood Insert and levelers;
- Height of 29".

Note : *The four-legged models have 2 stiffeners.*
The dimension A (interface depth) is 6" less than dimension B (overall depth).

Bases: *For the number of bases, see appendix B.*

Wire Management: *For wire management, see p. 164.*

Wood finishes: *Available colors for legs, aprons and surface grommets: White Wash **WW**, Golden Wheat **GW**, Sand **SD**, Apricot **AT**, Pecan **PN**, Brandy **BR**, Chestnut **CT**, Coffee **CF**, Espresso **ES**, Bordeaux **BO**, Black Wash **BW** and Bark **BK**.*

Options

Connectivity

Specify connectivity on p. 159

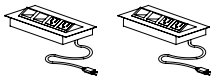

MH1 $698

MH1B $820

Orientation

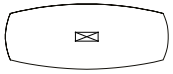

H - Horizontal

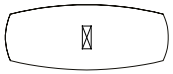

V - Vertical

Position

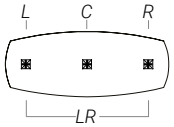

How to Order

	OS OSL OSZ OSZL	AB		BL SN WH	MH1 MH1B	H V	L C R LR	**Finishes** *See the Logiflex Color Guide*
			BTRRAW					
	series	dimensions	code	metal finish	connectivity + orientation + position			wood color
Example	OS	3672	**BTRRAW**	BL	MH1SN	H	C	GW

Prices

Dimensions A B C	OS	OSL	OSZ	OSZL
303672	994	1394	1476	1978
364284	1447	1990	2103	2785
424896	1580	2290	2437	3329

All Purpose and Occasional Tables

All Purpose Tables

TSTR

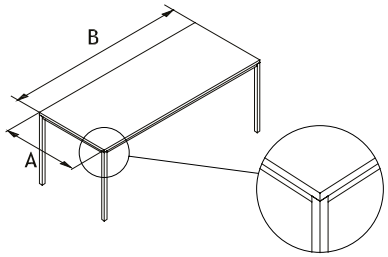

Manufacturing Standards

- Delivered disassembled;
- On structural base 1-1/4";
- Can be dismantled;
- Metal legs 1-1/4";
- Height: 29".

Leg color: *If choice of leg color is not specified, the standard black (BL) will be used, chrome CHR is available at no extra charge.*

Prices

Dimensions A B	ML	MLL	MA	MAL
2430	808	966	880	1045
2448	847	1091	994	1244
2460	886	1157	1052	1337
3048	866	1117	1012	1270
3060	904	1178	1073	1380
3072	994	1327	1207	1559
3672	1023	1404	1276	1684

How to Order

	ML MLL MA MAL	A B		CHR **BL (std)**
			TSTR	
	series	dimensions	product	leg color
Example	ML	2430	**TSTR**	BL

All Purpose Tables

TWL

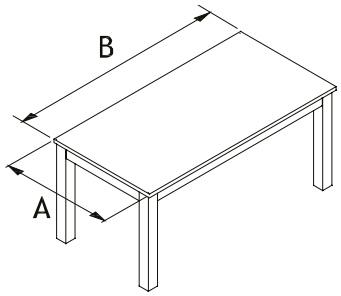

Manufacturing Standards

- Delivered disassembled;
- Rectangular table;
- 1" recessed laminate apron;
- On 3" x 3" wooden legs;
- Can be dismantled;
- Height: 29".

Apron: *If not specified, the apron color is the same as the top.*

Legs: *Available colors: White Wash **WW**, Golden Wheat **GW**, Sand **SD**, Apricot **AT**, Pecan **PN**, Brandy **BR**, Chestnut **CT**, Coffee **CF**, Espresso **ES**, Bordeaux **BO**, Black Wash **BW** and Bark **BK**.*

Prices

Dimensions A B	ML	MLL	MA	MAL
3048	712	941	857	1099
3060	755	1031	938	1234
3072	847	1169	1065	1404

Combination of Colors

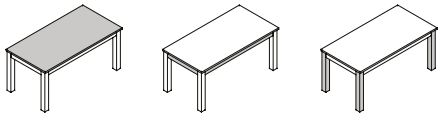

How to Order

	ML MLL MA MAL	A B		**Combination of Colors** *See the Logiflex Color Guide*		
			TWL			
	series	dimensions	product	top	apron	legs
Example	ML	3048	**TWL**	W	W	WW

All Purpose Tables

TWLL

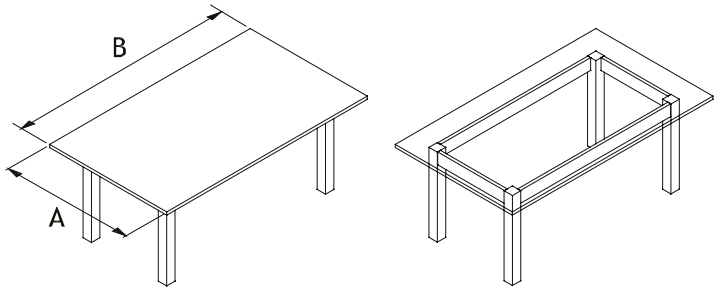

Manufacturing Standards

- Delivered disassembled;
- Rectangular table;
- 6" recessed laminate apron;
- On 3" x 3" wooden legs;
- Can be dismantled;
- Height: 29".

Apron: *If not specified, the apron color is the same as the top.*

Legs: *Available colors: White Wash **WW**, Golden Wheat **GW**, Sand **SD**, Apricot **AT**, Pecan **PN**, Brandy **BR**, Chestnut **CT**, Coffee **CF**, Espresso **ES**, Bordeaux **BO**, Black Wash **BW** and Bark **BK**.*

Prices

Dimensions A B	OS	OSL	OSZ	OSZL	OG	OGL
4260	831	1350	1450	2001	1052	1759
4272	937	1548	1683	2326	-	-
4284	1098	1812	1966	2719	-	-

Combination of Colors

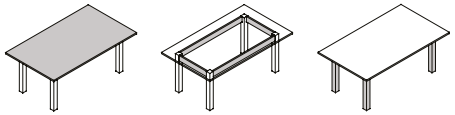

Top **Apron** **Legs**

How to Order

	OS OSL OG OGL OSZL	A B		Combination of Colors *See the Logiflex Color Guide*		
			TWLL			
	series	dimensions	product	top	apron	legs
Example	OS	4260	**TWLL**	W	W	WW

All Purpose Tables

TMT

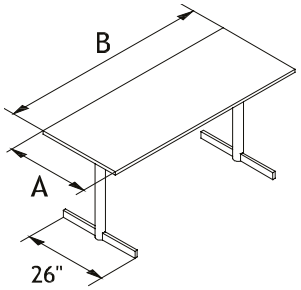

Manufacturing Standards

- Delivered disassembled;
- On metal T legs;
- Stiffener (RSTF) included for 72" tables;
- Height: 29".

Leg color: *If choice of leg color is not specified, the standard black (BL) will be used, chrome CHR is available at no extra charge.*

Prices

Dimensions A B	ML	MLL	MA	MAL
3048	759	992	904	1148
3060	802	1080	987	1283
3072	847	1169	1065	1404

How to Order

	ML MLL MA MAL	A B		CHR **BL (std)**
			TMT	
	series	dimensions	product	leg color
Example	ML	3048	**TMT**	BL

All Purpose Tables

T4

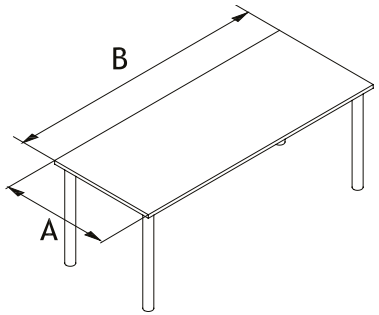

Manufacturing Standards

- Delivered disassembled;
- Rectangular table;
- Four 2-1/2" round metal legs;
- Stiffener (RSTF) included for 60" tables;
- Height: 29".

Leg color: *If choice of leg color is not specified, the standard black (BL) will be used, satin nickel (SN) is available at no extra charge.*

Prices

Dimensions A B	ML	MLL	MA	MAL
2442	522	722	632	846
2448	544	768	671	905
2460	582	851	743	1020
3042	563	802	701	954
3048	582	851	743	1016
3060	642	971	840	1190

How to Order

	ML MLL MA MAL	A B		SN **BL (std)**
			T4	
	series	dimensions	product	leg color
Example	ML	2442	**T4**	BL

All Purpose Tables

WT

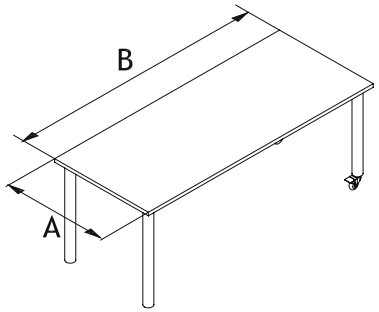

Manufacturing Standards

- Delivered disassembled;
- Rectangular table;
- Four 2-1/2" round black metal legs;
- 2 legs with casters;
- Stiffener (RSTF) included for tables 60" or longer;
- Height: 29".

Leg color: *If choice of leg color is not specified, the standard black (BL) will be used, satin nickel (SN) is available at no extra charge.*

Prices

Dimensions A B	ML	MLL	MA	MAL
2448	866	1125	997	1267
2460	907	1212	1069	1388
3042	886	1163	1028	1314
3048	907	1212	1069	1388
3060	969	1329	1170	1550

How to Order

	ML MLL MA MAL	A B		SN **BL (std)**
			WT	
	series	dimensions	product	leg color
Example	ML	2448	**WT**	BL

All Purpose Tables

TW

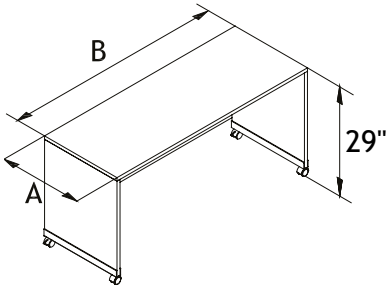

Manufacturing Standards

- Delivered disassembled;
- Mobile typing desk;
- Blaxk metal base;
- On wheels (including 2 locking casters);
- Height: 29".

Modesty: *If choice of modesty is not specified, the standard (FM) will be used, PM and SM modesties are available at no extra charge.*

Options

Modesty

PM	SM	FM
Standard 10" high	18-1/2" high	Full height

Grommet Position

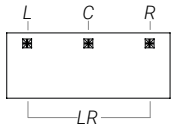

Grommet Style

ELPF	C_PF
$0	$28 ea.

Prices

Dimensions A B	ML	MLL	MA	MAL
1836	417	518	491	620
1842	438	555	528	688
2436	472	598	570	718
2442	510	644	613	784
2448	552	708	674	879

How to Order

	series	dimensions	height	product	modesty	grommet position	grommet style
	ML MLL MA MAL	A B			PM SM **FM (std)**	GRC GRL GRR GLR	CAPF CBPF CCPF **ELPF (std)**
			H29	**TW**			
Example	ML	2436	**H29**	**TW**	FM	GRC	ELPF

All Purpose Tables

TCX

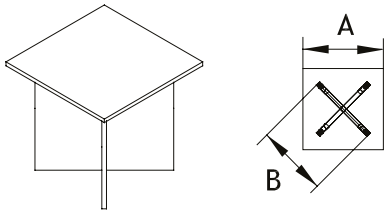

Manufacturing Standards

- Delivered disassembled;
- Square table on laminate cross base;
- Height: 29".

Prices

Dimensions A B	ML	MLL	MA	MAL
3030	565	741	674	853
3636	630	871	793	899
4242	690	996	905	1129
4848	780	1171	1067	1460
5454	981	1471	1337	1866
6060	1067	1657	1508	2100

How to Order

	ML MLL MA MAL	A			B
			TC	**X**	
	series	top dimension	product	base	dimension
Example	ML	30	**TC**	**X**	30

All Purpose Tables

TCMXLX

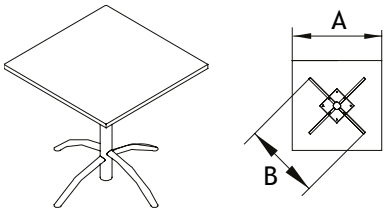

Manufacturing Standards

- Delivered disassembled;
- Square table on metal Deluxe cross base;
- Height: 29".

Leg color: *If choice of leg color is not specified, the standard black (BL) will be used, satin nickel (SN) is available at no extra charge.*

Prices

Dimensions A B	ML	MLL	MA	MAL
3030	933	1147	1043	1260
3636	943	1210	1098	1302
4236	949	1271	1158	1499

How to Order

	ML MLL MA MAL	A			B	SN **BL (std)**
			TC	**MXLX**		
	series	top dimension	product	base	dimension	leg color
Example	ML	30	**TC**	**MXLX**	30	BL

All Purpose Tables

TRMX

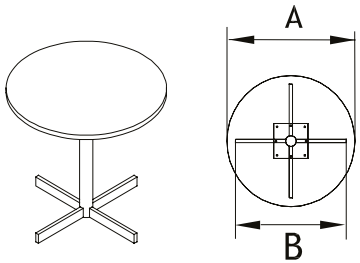

Manufacturing Standards

- Delivered disassembled;
- Round table on metal cross base;
- Height: 29".

Leg color: *If choice of leg color is not specified, the standard black (BL) will be used, Chrome (CHR) is available at no extra charge.*

Prices

Dimensions A B	ML	MLL	MA	MAL
3026	721	903	823	1017
3630	784	1017	927	1182
4236	799	1091	994	1314

How to Order

	ML MLL MA MAL	A			B	CHR **BL (std)**
			TR	**MX**		
	series	top dimension	product	base	base dimension	leg color
Example	ML	30	**TR**	**MX**	26	BL

All Purpose Tables

TRMXLX

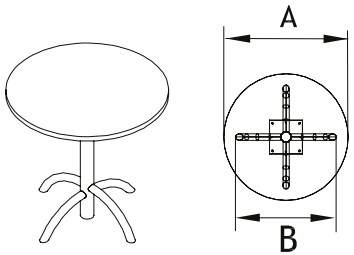

Manufacturing Standards

- Delivered disassembled;
- Round table on metal Deluxe cross base;
- Height: 29".

Leg color: *If choice of leg color is not specified, the standard black (BL) will be used, satin nickel (SN) is available at no extra charge.*

Prices

Dimensions A B	ML	MLL	MA	MAL
3024	935	1157	1052	1268
3630	956	1213	1100	1310
4236	1006	1324	1205	1544

How to Order

	ML MLL MA MAL	A			B	SN **BL (std)**
			TR	**MXLX**		
	series	top dimension	product	base	base dimension	leg color
Example	ML	30	**TR**	**MXLX**	24	BL

All Purpose Tables

TRMXH

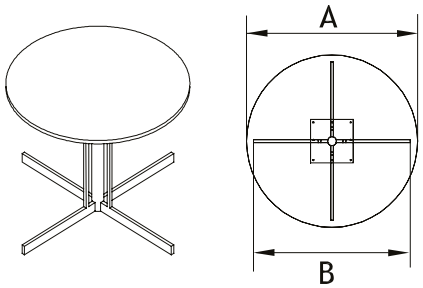

Manufacturing Standards

- Delivered disassembled;
- Round table on Heavy Duty metal Deluxe cross base;
- Height: 29".

Available in black (BL) only.

Prices

Dimensions A B	ML	MLL	MA	MAL
4844	857	1234	1122	1516
5444	969	1427	1298	1787
6044	1052	1604	1457	2076

How to Order

	ML MLL MA MAL	A			B	
			TR	**MXH**	**44**	**BL**
	series	top dimension	product	base	base dimension	leg color
Example	ML	48	**TR**	**MXH**	**44**	**BL**

All Purpose Tables

TRX

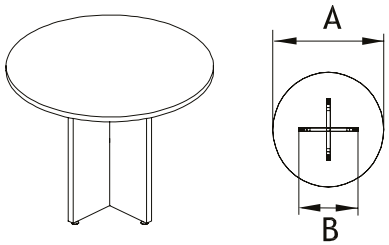

Manufacturing Standards

- Delivered disassembled;
- Round table on laminate cross base;
- Height: 29".

Prices

Dimensions A B	ML	MLL	MA	MAL
3016	570	793	721	904
3620	632	853	776	1015
4224	697	1046	952	1265
4830	765	1226	1114	1505
5433	817	1389	1262	1744
6036	886	1567	1426	2006

How to Order

	ML MLL MA MAL	A			B
			TR	**X**	
	series	top dimension	product	base	base dimensions
Example	ML	30	**TR**	**X**	16

All Purpose Tables

TRXCV

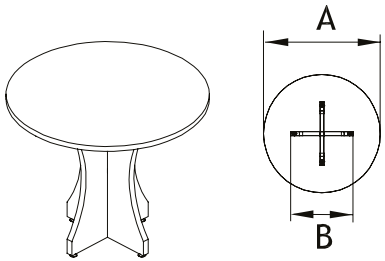

Manufacturing Standards

- Delivered disassembled;
- Round table on concave laminate cross base;
- Height: 29".

Prices

Dimensions A B	ML	MLL	MA	MAL
3016	536	871	793	983
3620	735	941	857	1035
4224	799	1065	969	1279
4830	866	1212	1099	1494
5433	921	1360	1235	1787
6036	994	1527	1388	1970

How to Order

	ML MLL MA MAL	A			B
			TR	**XCV**	
	series	top dimension	product	base	base dimensions
Example	ML	30	**TR**	**XCV**	16

Flint

UTFBW

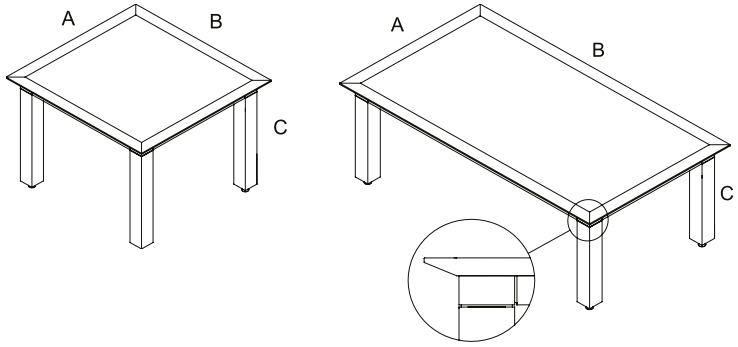

Manufacturing Standards

- MDF top with wood veneer and knife edge;
- Wood base.

Wood finishes: *Available colors: White Wash* ***WW****, Golden Wheat* ***GW****, Sand* ***SD****, Apricot* ***AT****, Pecan* ***PN****, Brandy* ***BR****, Chestnut* ***CT****, Coffee* ***CF****, Espresso* ***ES****, Bordeaux* ***BO****, Black Wash* ***BW*** *and Bark* ***BK****.*

Prices

Dimensions A B C	
242418	903
303018	1097
242424	970
303024	1149
306018	1826
307218	1988

How to Order

		A B C		See the Logiflex color chart	
	MDFB		**UTFBW**		
	series	dimensions	code	top color	base color
Example	**MDFB**	242418	**UTFBW**	GW	GW

Rectangular Hatley Tables

THAT

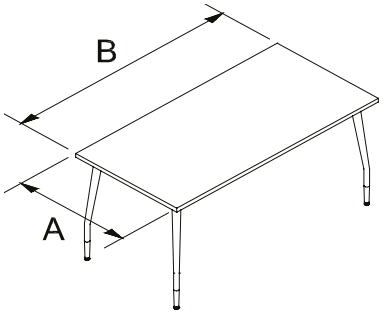

Manufacturing Standards

- Delivered disassembled;
- Rectangular table on 4 metal tapered legs with wood insert;
- Stiffener (RSTF) included for 60" tables;
- Height: 29".

Wood finishes: *Available colors: White Wash **WW**, Golden Wheat **GW**, Sand **SD**, Apricot **AT**, Pecan **PN**, Brandy **BR**, Chestnut **CT**, Coffee **CF**, Espresso **ES**, Bordeaux **BO**, Black Wash **BW** and Bark **BK**.*

Optional locking casters:
2 locking casters (WF2)
4 locking casters (WF4)

Options

Casters

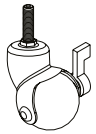

WF
$39 ea.

How to Order

OS OSL OSZ OSZL	A B		BL SN **CHR (std)**	WF2 WF4
		THAT		
series	dimensions	product	metal finish	locking casters
Example OS	2460	**THAT**	CHR	

Prices

Dimensions A B	OS	OSL	OSZ	OSZL
2430	732	904	886	1067
2436	741	933	927	1129
2442	749	965	968	1191
2448	756	994	1003	1254
2454	764	1021	1043	1314
2460	771	1051	1083	1374
3036	752	977	985	1221
3042	761	1015	1032	1299
3048	770	1050	1082	1373
3054	779	1084	1129	1449
3060	793	1122	1179	1527

Elliptical Hatley Tables

ELHAT

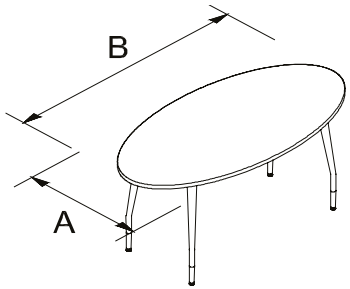

Manufacturing Standards

- Delivered disassembled;
- Oval table on 4 metal tapered legs with wood insert;
- Stiffener (RSTF) included for tables 60" or longer;
- Height: 29".

Wood finishes: *Available colors: White Wash **WW**, Golden Wheat **GW**, Sand **SD**, Apricot **AT**, Pecan **PN**, Brandy **BR**, Chestnut **CT**, Coffee **CF**, Espresso **ES**, Bordeaux **BO**, Black Wash **BW** and Bark **BK**.*

Optional locking casters:
2 locking casters (WF2)
4 locking casters (WF4)

Options

Casters

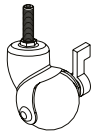

WF
$39 ea.

How to Order

	OS OSL	A B		BL SN **CHR (std)**	WF2 WF4
			ELHAT		
	series	dimensions	product	metal finish	locking casters
Example	OS	2460	**ELHAT**	CHR	

Prices

Dimensions A B	OS	OSL
2460	836	1122
2466	847	1151
2472	855	1178
3054	847	1157
3060	857	1191
3066	864	1230
3072	878	1266

Circular Hatley Tables

TRHAT

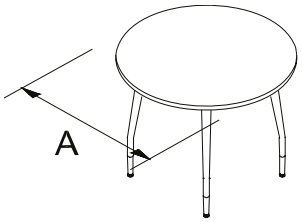

Manufacturing Standards

- Delivered disassembled;
- Round table on 4 metal tapered legs with wood insert;
- Height: 29".

Wood finishes: *Available colors: White Wash **WW**, Golden Wheat **GW**, Sand **SD**, Apricot **AT**, Pecan **PN**, Brandy **BR**, Chestnut **CT**, Coffee **CF**, Espresso **ES**, Bordeaux **BO**, Black Wash **BW** and Bark **BK**.*

Optional locking casters:
2 locking casters (WF2)
4 locking casters (WF4)

Options

Casters

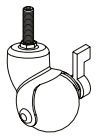

WF
$39 ea.

How to Order

	OS OSL OSZ OSZL	A		BL SN **CHR (std)**	WF2 WF4
			TRHAT		
	series	dimensions	product	metal finish	locking casters
Example	OS	30	**TRHAT**	CHR	

Prices

Dimensions A	OS	OSL	OSZ	OSZL
30	806	1015	999	1215
36	827	1091	1107	1384
42	852	1182	1233	1581

Square Hatley Tables

TCHAT

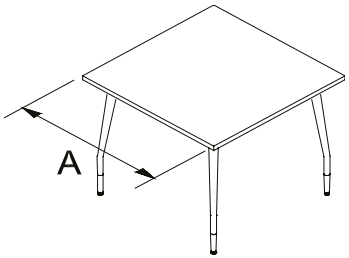

Manufacturing Standards

- Delivered disassembled;
- Square table on 4 metal tapered legs with wood insert;
- Height: 29".

Wood finishes: *Available colors: White Wash **WW**, Golden Wheat **GW**, Sand **SD**, Apricot **AT**, Pecan **PN**, Brandy **BR**, Chestnut **CT**, Coffee **CF**, Espresso **ES**, Bordeaux **BO**, Black Wash **BW** and Bark **BK**.*

Optional locking casters:
2 locking casters (WF2)
4 locking casters (WF4)

Options

Casters

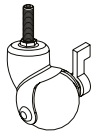

WF
$39 ea.

How to Order

	OS OSL OSZ OSZL	A		BL SN **CHR (std)**	WF2 WF4
			TCHAT		
	series	dimensions	product	metal finish	locking casters
Example	OS	30	**TCHAT**	CHR	

Prices

Dimensions A	OS	OSL	OSZ	OSZL
30	740	937	933	1141
36	758	1017	1038	1307
42	785	1110	1164	1507

Table 19

T19

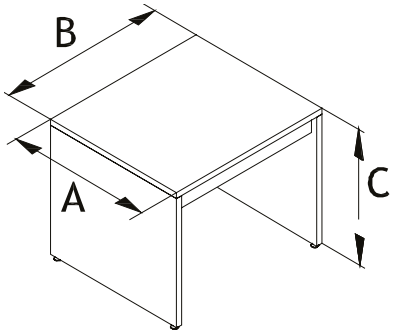

Manufacturing Standards

- 3" high laminate skirt;
- Height: 19"

Prices

Dimensions A B C	ML	MLL	MA	MAL
181819	309	383	344	426
202019	325	417	372	465
242419	346	551	409	533
303019	449	624	549	735

How to Order

	ML MLL MA MAL	AB		C
			T	
	series	dimensions	product	height
Example	ML	2020	**T**	19

Table 19

TTS19

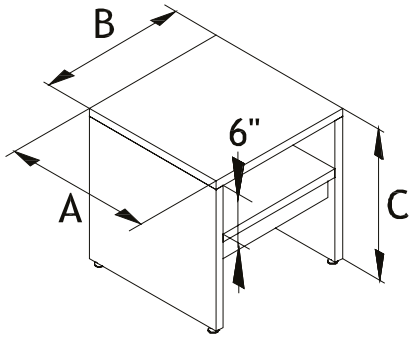

Manufacturing Standards

- 3" high laminate skirt;
- 1 fixed shelf;
- Height: 19"

Prices

Dimensions A B C	ML	MLL	MA	MAL
181819	317	397	354	435
202019	358	453	405	501
242419	379	500	441	571
303019	528	715	628	826

How to Order

	ML MLL MA MAL	AB		C
			TTS	
	series	dimensions	product	height
Example	ML	2020	**TTS**	19

Square Magog Tables

TCMAG

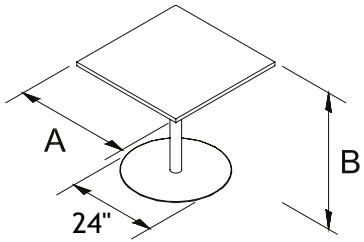

Manufacturing Standards

- Delivered disassembled;
- Laminate surface;
- 2-1/2" round tubular leg;
- 24" circular base with metal glides, no levelers.

Metal finishes available in satin nickel (SN), white (WH), black (BL) and chrome (CHR).

Prices

Dimensions A B	OS	OSL	OSZ	OSZL	OG	OGL
(SN) Satin nickel, white (**WH**) or **(BL)** black base						
2420	829	994	933	1101	903	1074
3020	844	1054	974	1190	956	1178
3220	849	1077	986	1221	980	1221
2429	836	999	986	1160	908	1079
3029	850	1063	1038	1260	967	1186
3229	858	1084	1057	1293	985	1228
2436	842	1007	1026	1197	914	1088
3036	858	1072	1090	1306	973	1191
3236	863	1089	1114	1354	991	1234
2442	850	1017	1069	1242	925	1096
3042	864	1077	1137	1363	980	1204
(CHR) Chrome base						
2420	1174	1373	1278	1483	1267	1475
3020	1191	1448	1321	1584	1335	1604
3220	1203	1480	1340	1623	1362	1654
2429	1181	1382	1340	1547	1273	1482
3029	1203	1456	1388	1652	1342	1612
3229	1209	1487	1400	1695	1369	1666
2436	1188	1393	1376	1583	1281	1491
3036	1213	1466	1436	1706	1349	1620
3236	1216	1495	1456	1758	1377	1675
2442	1203	1401	1420	1630	1293	1502
3042	1218	1480	1491	1765	1362	1635

How to Order

	series	top dimension	top	product	metal finish	height
	OS OSL OSZ OSZL OG OGL	A			WH CHR BL **SN (std)**	B
			TC	**MAG**		
Example	OS	24	**TC**	**MAG**	SN	20

Square Magog Tables

TCMAG20

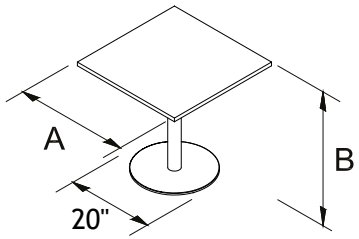

Manufacturing Standards

- Delivered disassembled;
- Laminate surface;
- Round tubular leg 3" diameter;
- 20" circular base with metal glides and levelers.

Metal finishes available in satin nickel (SN), white (WH) and black (BL).

Prices

Dimensions A B	OS	OSL	OSZ	OSZL
2429	750	920	1029	1229
3029	778	1016	1073	1320
3629	838	1111	1102	1361
2436	777	947	1056	1256
3036	804	1042	1100	1347
2440	789	959	1068	1268
3040	817	1055	1112	1360

How to Order

	OS OSL OSZ OSZL	A			WH BL **SN (std)**	B
			TC	**MAG20**		
	series	top dimension	top	product	metal finish	height
Example	OS	24	**TC**	**MAG20**	SN	29

Square Magog Tables

TCMAG24

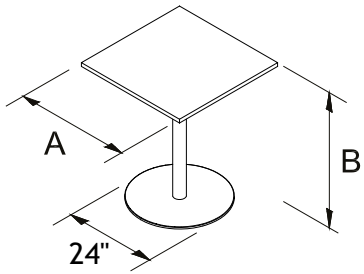

Manufacturing Standards

- Delivered disassembled;
- Laminate surface;
- Round tubular leg 3" diameter;
- 24" circular base with metal glides and levelers.

Metal finishes available in satin nickel (SN), white (WH) and black (BL).

Prices

Dimensions A	B	OS	OSL	OSZ	OSZL
2429		873	1043	1153	1352
3029		901	1139	1197	1444
3629		962	1235	1226	1484
4229		1023	1310	1275	1597
4829		1072	1384	1326	1708
2436		898	1068	1177	1377
3036		926	1164	1222	1469
3636		987	1260	1250	1509
4236		1048	1335	1300	1621
2440		911	1080	1190	1389
3040		938	1176	1234	1481
3640		999	1272	1263	1521
4240		1060	1347	1312	1634

How to Order

	OS OSL OSZ OSZL	A			WH BL **SN (std)**	B
			TC	**MAG24**		
	series	top dimension	top	product	metal finish	height
Example	OS	24	**TC**	**MAG24**	SN	29

Circular Magog Tables

TRMAG

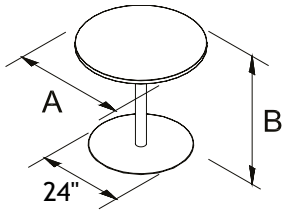

Manufacturing Standards

- Delivered disassembled;
- Laminate surface;
- 2-1/2" round tubular leg;
- 24" circular base with metal glides, no levelers.

Metal finishes available in satin nickel (SN), white (WH), black (BL) and chrome (CHR).

Prices

(SN) Satin nickel, white (**WH**) or **(BL)** black base

Dimensions A	B	OS	OSL	OSZ	OSZL	OG	OGL
2420		884	1052	986	1163	955	1133
3020		900	1118	1030	1249	1015	1238
3220		904	1135	1040	1279	1032	1279
3620		914	1189	1072	1351	1080	1370
2429		890	1061	1040	1218	964	1140
3029		905	1122	1093	1317	1019	1244
3229		908	1143	1111	1354	1039	1289
3629		923	1196	1145	1430	1087	1374
2436		899	1069	1076	1254	972	1144
3036		911	1126	1140	1366	1025	1252
3236		913	1151	1167	1413	1045	1299
3636		928	1202	1216	1502	1091	1380
2442		905	1076	1122	1303	977	1157
3042		921	1135	1189	1420	1032	1265

(CHR) Chrome base

2420	1241	1447	1344	1553	1333	1547
3020	1262	1524	1391	1660	1404	1678
3220	1267	1552	1404	1697	1430	1728
3620	1281	1617	1436	1778	1486	1836
2429	1250	1456	1403	1617	1342	1555
3029	1269	1530	1456	1728	1412	1687
3229	1277	1560	1476	1770	1437	1738
3629	1290	1623	1513	1858	1495	1848
2436	1262	1470	1437	1650	1352	1566
3036	1277	1539	1504	1776	1421	1695
3236	1288	1567	1532	1828	1448	1746
3636	1297	1630	1581	1928	1504	1857
2442	1269	1479	1486	1706	1361	1578
3042	1289	1552	1559	1836	1430	1712

How to Order

	series	top dimensions	top	product	metal finish	height
	OS OSL OSZ OSZL OG OGL	A			WH CHR BL **SN (std)**	B
			TR	**MAG**		
Example	OS	24	**TR**	**MAG**	SN	20

Circular Magog Tables

TRMAG20

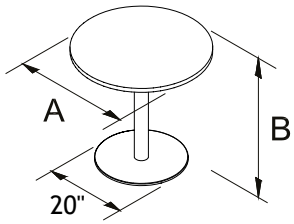

Manufacturing Standards

- Delivered disassembled;
- Laminate surface;
- Round tubular leg 3" diameter;
- 20" circular base with metal glides and levelers.

Metal finishes available in satin nickel (SN), white (WH) and black (BL).

Prices

Dimensions A B	OS	OSL	OSZ	OSZL
2429	887	984	1042	1172
3029	902	1059	1078	1258
3629	909	1096	1123	1363
2436	914	1010	1069	1199
3036	929	1086	1105	1284
2440	926	1023	1082	1211
3040	941	1098	1118	1297

How to Order

	OS OSL OSZ OSZL	A			WH BL **SN (std)**	B
			TR	**MAG20**		
	series	top dimension	top	product	metal finish	height
Example	OS	24	**TR**	**MAG20**	SN	29

Circular Magog Tables

TRMAG24

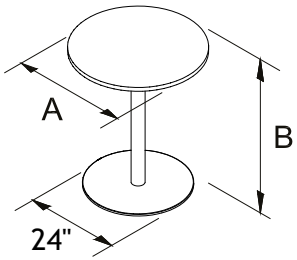

Manufacturing Standards

- Delivered disassembled;
- Laminate surface;
- Round tubular leg 3" diameter;
- 24" circular base with metal glides and levelers.

Metal finishes available in satin nickel (SN), white (WH) and black (BL).

Prices

Dimensions A B	OS	OSL	OSZ	OSZL
2429	1010	1107	1166	1296
3029	1026	1182	1202	1381
3629	1033	1220	1246	1486
4229	1079	1298	1300	1609
4829	1166	1503	1357	1749
2436	1035	1132	1191	1320
3036	1051	1207	1227	1406
3636	1058	1244	1271	1511
4236	1104	1323	1325	1634
2440	1048	1144	1203	1333
3040	1063	1220	1239	1418
3640	1070	1257	1283	1523
4240	1117	1335	1337	1646

How to Order

	OS OSL OSZ OSZL	A			WH BL **SN (std)**	B
			TR	**MAG24**		
	series	top dimension	top	product	metal finish	height
Example	OS	24	**TR**	**MAG24**	SN	29

Racetrack Magog Tables

RTMAG

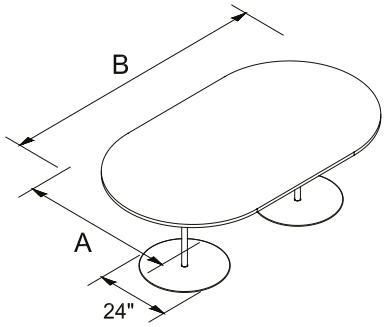

Manufacturing Standards

- Delivered disassembled;
- Laminate surface;
- 2-1/2" round tubular leg;
- 24" circular base with metal glides, no levelers;
- Stiffener (RSTF) for tables 92" or longer;
- Height: 29".

Metal finishes available in satin nickel (SN), white (WH), black (BL) and chrome (CHR).

Prices

Dimensions A	B	OS	OSL	OG	OGL
(SN) Satin nickel, white (**WH**) or **(BL)** black base					
3672		1580	2102	1912	2466
3684		1600	2182	-	-
3696		1614	2234	-	-
4272		1598	2179	-	-
4284		1620	2275	-	-
4296		1636	2336	-	-
(CHR) Chrome base					
3672		2251	2891	2663	3339
3684		2274	2993	-	-
3696		2292	3058	-	-
4272		2273	2990	-	-
4284		2299	3103	-	-
4296		2316	3183	-	-

How to Order

	series	dimensions	code	product	metal finish
	OS OSL OG OGL	AB			WH CHR BL **SN (std)**
			RT	**MAG**	
Example	OS	3672	**RT**	**MAG**	SN

Square Magog Tables

RTMAG20

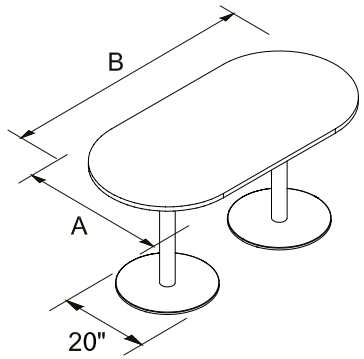

Manufacturing Standards

- Delivered disassembled;
- Laminate surface;
- Round tubular leg 3" diameter;
- 20" circular base with metal glides and levelers.
- Height: 29".

See Appendix H for maximum table dimensions.

Metal finishes available in satin nickel (SN), white (WH) and black (BL).

Prices

Dimensions A B	OS	OSL
3060	1517	1780
3066	1555	1844
3072	1593	1909
3660	1593	1909
3666	1639	1985
3672	1684	2062

How to Order

	OS OSL	AB			WH BL **SN (std)**
			RT	**MAG20**	
	series	dimensions	top	product	metal finish
Example	OS	3060	**RT**	**MAG20**	SN

Square Magog Tables

RTMAG24

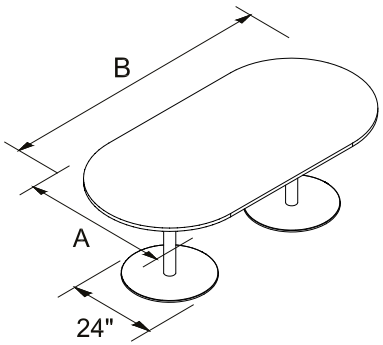

Manufacturing Standards

- Delivered disassembled;
- Laminate surface;
- Round tubular leg 3" diameter;
- 24" circular base with metal glides and levelers.
- Height: 29".

See Appendix H for maximum table dimensions.

Metal finishes available in satin nickel (SN), white (WH) and black (BL).

Prices

Dimensions A B	OS	OSL
3672	1968	2424
3684	2009	2522
4272	2009	2522
4284	2113	2712

How to Order

	OS OSL	AB			WH BL **SN (std)**
			TR	**MAG20**	
	series	dimensions	top	product	metal finish
Example	OS	3060	**TR**	**MAG20**	SN

Manhattan

UTPM

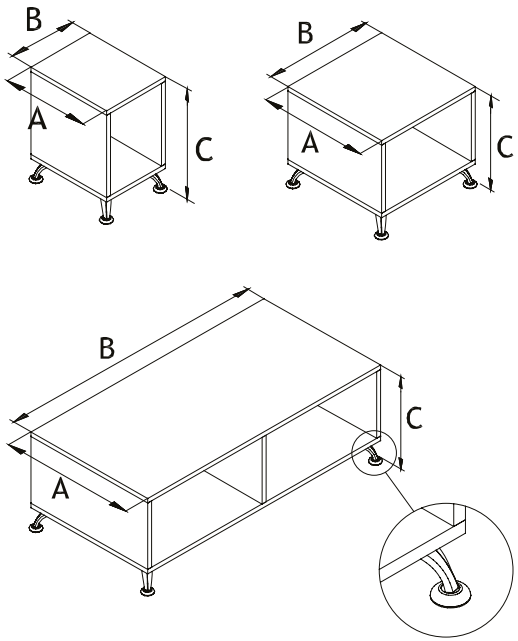

UTWL

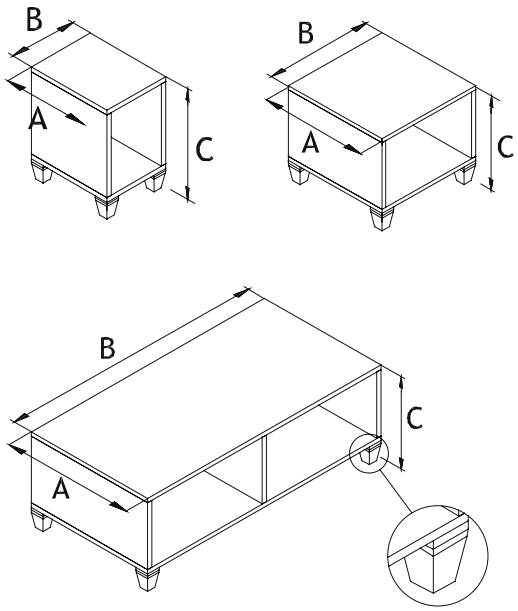

Manufacturing Standards

- Hospitality table on metal legs PM (brushed nickel finish) and WL (3" X 3" wooden legs);
- Without back panel: open on both sides.

Metal Legs: *Brushed nickel finish only.*

Wood Legs: *Available colors: White Wash **WW**, Golden Wheat **GW**, Sand **SD**, Apricot **AT**, Pecan **PN**, Brandy **BR**, Chestnut **CT**, Coffee **CF**, Espresso **ES**, Bordeaux **BO**, Black Wash **BW** and Bark **BK**.*

Prices

Dimensions A B C	MA	MAL
181421	1175	1327
242418	1088	1268
303018	1182	1408
306018	1349	1698
307218	1526	1939

How to Order

	MA MAL	A B C		WL PM
			UT	
	series	dimensions	product	legs
Example	MA	242418	**UT**	PM

Circular Orford Tables

TRORF4

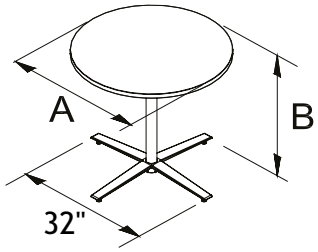

Manufacturing Standards

- Delivered disassembled;
- Circular surface;
- 4-point aluminum base.

Metal finishes available in satin nickel (SN), black (BL) and chrome (CHR).

Prices

Dimensions A	B	OS	OSL	OSZ	OSZL
(SN) Satin nickel or Black **(BL)** base					
3020		1012	1237	1142	1373
3220		1018	1265	1158	1407
3029		1012	1237	1202	1435
(CHR) Chrome base					
3020		2006	2280	2137	2419
3220		2011	2302	2150	2447
3029		2006	2280	2196	2478

How to Order

	OS OSL OSZ OSZL	A		CHR BL **SN (std)**	B
			TRORF4		
	series	top dimension	product	metal finish	height
Example	OS	30	**TRORF4**	SN	20

Square Orford Tables

TCORF4

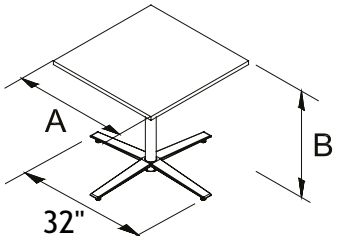

Manufacturing Standards

- Delivered disassembled;
- Square surface;
- 4-point aluminum base.

Metal finishes available in satin nickel (SN), black (BL) and chrome (CHR).

Prices

Dimensions A B	OS	OSL	OSZ	OSZL
(SN) Satin nickel or Black **(BL)** base				
3020	948	1168	1032	1273
3220	961	1182	1091	1196
3029	976	1199	1126	1359
(CHR) Chrome base				
3020	1938	2207	2025	2298
3220	1955	2223	2083	2359
3029	1971	2241	2121	2399

How to Order

	OS OSL OSZ OSZL	A		CHR BL **SN (std)**	B
			TCORF4		
	series	top dimension	product	metal finish	height
Example	OS	30	**TCORF4**	SN	20

Rectangular Orford Tables

TORF2

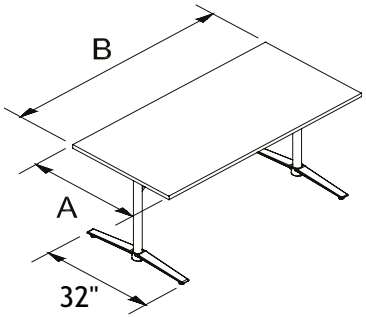

Manufacturing Standards

- Delivered disassembled;
- Rectangular surface;
- 2-point aluminum base;
- Height: 29".

Metal finishes available in satin nickel (SN), black (BL) and chrome (CHR).

Prices

Dimensions A B	OS	OSL	OSZ	OSZL
(SN) Satin nickel, Black or **(BL)** base				
3242	1348	1657	1620	1697
3248	1355	1691	1663	2016
3254	1362	1725	1710	2091
3260	1435	1830	1825	2236
3266	1446	1866	1873	2313
(CHR) Chrome base				
3242	2746	3126	3020	3410
3248	2754	3157	3067	3482
3254	2762	3192	3111	3625
3260	2835	3294	3224	3704
3266	2847	3333	3272	3781

How to Order

	OS OSL OSZ OSZL	A B			CHR BL **SN (std)**
			T	**ORF2**	
	series	dimensions	top	product	metal finish
Example	OS	3266	**T**	**ORF2**	SN

Slim Small Coffee Table

SL1T

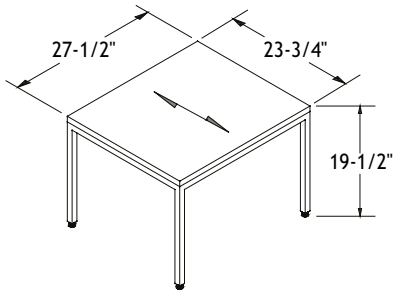

Manufacturing Standards

- 1" rectangular laminate top;
- Table frame base with four 18" high legs in 1" square welded steel profile.
- On white nylon levelers;
- Height: 19.5".

Metal finishes available in satin nickel (SN) and black (BL).

Prices

Code	
SL1T	536

How to Order

			BL **SN (std)**
	OS	**SL1T**	
	series	code	metal finish (Appx. A)
Example	**OS**	**SL1T**	SN

Slim Large Coffee Table

SL2T

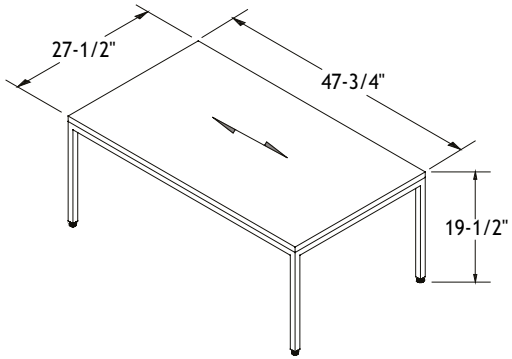

Manufacturing Standards

- 1" rectangular laminate top;
- Table frame base with four 18" high legs in 1" square welded steel profile.
- On white nylon levelers;
- Height: 19.5".

Metal finishes available in satin nickel (SN) and black (BL).

Prices

Code	
SL2T	657

How to Order

			BL **SN (std)**
	OS	**SL2T**	
	series	code	metal finish (Appx. A)
Example	**OS**	**SL2T**	SN

Square Stanstead Tables

TCSTA424

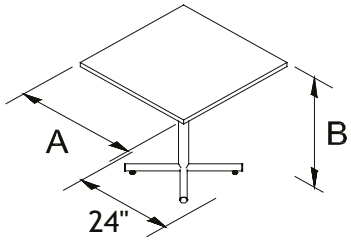

Manufacturing Standards

- Delivered disassembled;
- Square laminate surface;
- 1-1/2" tubular metal leg with 4-point base.

Metal finishes available in satin nickel (SN), white (PB) and chrome (CHR).

Prices

Dimensions A B	OS	OSL	OSZ	OSZL
(SN) Satin nickel or **(PB)** white base				
2420	610	747	711	857
2429	615	757	765	919
(CHR) Chrome base				
2420	900	1075	1002	1182
2429	911	1088	1066	1244

How to Order

	OS OSL OSZ OSZL	A			CHR PB **SN (std)**	B
			TC	**STA424**		
	series	dimensions	top	product	metal finish	height
Example	OS	24	**TC**	**STA424**	SN	20

Circular Stanstead Tables

TRSTA424

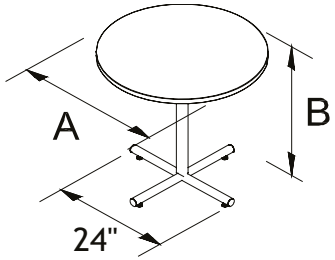

Manufacturing Standards

- Delivered disassembled;
- Circular laminate surface;
- 1-1/2" tubular metal leg with 4-point base.

Metal finishes available in satin nickel (SN), white (PB) and chrome (CHR).

Prices

Dimensions A B	OS	OSL	OSZ	OSZL
(SN) Satin nickel or **(PB)** white base				
2420	662	808	765	920
2429	668	816	819	974
(CHR) Chrome base				
2420	969	1147	1072	1259
2429	980	1163	1130	1318

How to Order

	OS OSL OSZ OSZL	A			CHR PB **SN (std)**	B
			TR	**STA424**		
	series	dimensions	top	product	metal finish	height
Example	OS	24	**TR**	**STA424**	SN	20

Rectangular Stanstead Tables

TSTA224

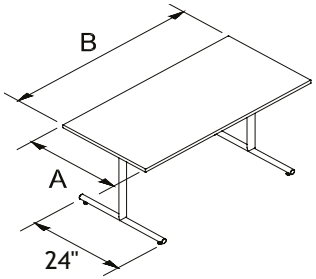

Manufacturing Standards

- Delivered disassembled;
- Rectangular laminate surface;
- 1-1/2" tubular metal leg;
- Height: 29".

Metal finishes available in satin nickel (SN), white (PB) and chrome (CHR).

Prices

Dimensions A B	OS	OSL	OSZ	OSZL
(SN) Satin nickel or **(PB)** white base				
2436	835	1041	1023	1234
2442	840	1066	1060	1294
2448	849	1095	1097	1358
2454	857	1122	1134	1414
2460	933	1228	1242	1552
(CHR) Chrome base				
2436	1313	1573	1502	1767
2442	1321	1604	1540	1831
2448	1331	1639	1577	1900
2454	1340	1672	1618	1963
2460	1433	1801	1745	2126

How to Order

	OS OSL OSZ OSZL	AB			CHR PB **SN (std)**
			T	**STA224**	
	series	dimensions	top	product	metal finish
Example	OS	2436	**T**	**STA224**	SN

Square Lennox Tables

TCLEN

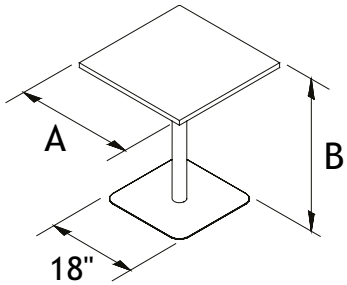

Manufacturing Standards

- Delivered disassembled;
- Laminate surface;
- 2-1/2" square tubular leg;
- 18" square base with metal glides, no levelers.

Metal finishes available in satin nickel (SN), white (WH), black (BL) and chrome (CHR).

Prices

Dimensions A B	OS	OSL	OSZ	OSZL	OG	OGL
(SN) Satin nickel, white (**WH**) or **(BL)** black base						
1820	814	932	890	1016	848	969
2420	829	994	933	1101	903	1074
3020	844	1054	974	1190	956	1178
1829	820	940	934	1060	855	975
2429	836	999	986	1160	908	1079
3029	850	1063	1038	1260	967	1186
1836	829	945	971	1098	860	985
2436	842	1007	1032	1208	914	1088
3036	858	1072	1091	1321	973	1191
1842	837	953	999	1123	866	990
2442	850	1017	1069	1242	925	1096
3042	864	1077	1137	1363	980	1204
(CHR) Chrome base						
1820	1160	1302	1233	1382	1201	1346
2420	1174	1373	1278	1483	1267	1475
3020	1191	1448	1321	1584	1335	1604
1829	1162	1307	1290	1440	1206	1351
2429	1181	1382	1340	1547	1273	1482
3029	1203	1456	1388	1652	1342	1612
1836	1164	1315	1315	1465	1210	1359
2436	1188	1393	1377	1585	1281	1491
3036	1213	1466	1441	1714	1349	1620
1842	1186	1321	1345	1496	1223	1369
2442	1203	1401	1420	1630	1293	1502
3042	1218	1480	1491	1765	1362	1635

How to Order

	OS OSL OSZ OSZL OG OGL	A			WH CHR BL **SN (std)**	B
			TC	**LEN**		
	series	top dimension	top	product	metal finish	height
Example	OS	24	**TC**	**LEN**	SN	20

Square Lennox Tables

TCLEN20

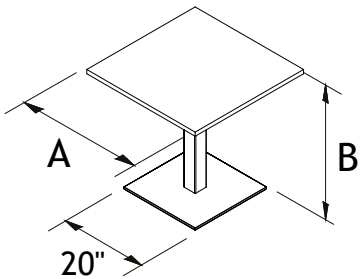

Manufacturing Standards

- Delivered disassembled;
- Laminate surface;
- 3" square tubular leg;
- 20" square base with metal glides and levelers.

Metal finishes available in satin nickel (SN), white (WH) and black (BL).

Prices

Dimensions A	B	OS	OSL	OSZ	OSZL
2429		750	920	1029	1229
3029		778	1016	1073	1320
3629		838	1111	1102	1361
2436		777	947	1056	1256
3036		804	1042	1100	1347
2440		789	959	1068	1268
3040		817	1055	1112	1360

How to Order

	OS OSL OSZ OSZL	A			WH BL **SN (std)**	B
			TC	**LEN20**		
	series	top dimension	top	product	metal finish	height
Example	OS	24	**TC**	**LEN20**	SN	29

Square Lennox Tables

TCLEN24

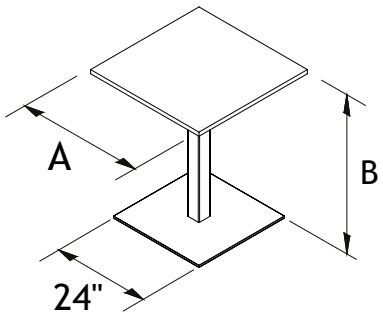

Manufacturing Standards

- Delivered disassembled;
- Laminate surface;
- 3" square tubular leg;
- 24" square base with metal glides and levelers.

Metal finishes available in satin nickel (SN), white (WH) and black (BL).

Prices

Dimensions A B	OS	OSL	OSZ	OSZL
2429	873	1043	1153	1352
3029	901	1139	1197	1444
3629	962	1235	1226	1484
4229	1023	1310	1275	1597
4829	1072	1384	1326	1708
2436	898	1068	1177	1377
3036	926	1164	1222	1469
3636	987	1260	1250	1509
4236	1048	1335	1300	1621
2440	911	1080	1190	1389
3040	938	1176	1234	1481
3640	999	1272	1263	1521
4240	1060	1347	1312	1634

How to Order

	OS OSL OSZ OSZL	A			WH BL **SN (std)**	B
			TC	**LEN24**		
	series	top dimension	top	product	metal finish	height
Example	OS	24	**TC**	**LEN24**	SN	29

Circular Lennox Tables

TRLEN

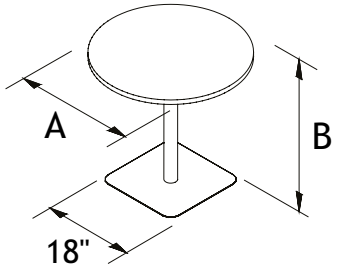

Manufacturing Standards

- Delivered disassembled;
- Laminate surface;
- 2-1/2" square tubular leg;
- 18" square base with metal glides, no levelers.

Metal finishes available in satin nickel (SN), white (WH), black (BL) and chrome (CHR).

Prices

Dimensions A B	OS	OSL	OSZ	OSZL	OG	OGL
(SN) Satin nickel, white (**WH**) or **(BL)** black base						
1820	867	990	945	1073	900	1028
2420	884	1052	986	1163	955	1133
3020	900	1118	1030	1249	1015	1238
1829	878	999	989	1120	908	1032
2429	890	1061	1040	1218	964	1140
3029	905	1122	1093	1317	1019	1244
1836	883	1012	1019	1152	922	1040
2436	899	1069	1079	1264	972	1144
3036	911	1126	1140	1366	1025	1252
1842	891	1017	1055	1185	925	1052
2442	905	1076	1122	1303	977	1157
3042	921	1135	1189	1420	1032	1265
(CHR) Chrome base						
1820	1218	1369	1297	1449	1261	1414
2420	1241	1447	1344	1553	1333	1547
3020	1262	1524	1391	1660	1404	1678
1829	1234	1383	1347	1502	1271	1426
2429	1250	1456	1403	1617	1342	1555
3029	1269	1530	1456	1728	1412	1687
1836	1248	1401	1378	1538	1284	1438
2436	1262	1470	1439	1657	1352	1566
3036	1277	1539	1502	1778	1421	1695
1842	1250	1403	1414	1574	1293	1447
2442	1269	1479	1486	1706	1361	1578
3042	1289	1552	1559	1836	1430	1712

How to Order

	OS OSL OSZ OSZL OG OGL	A			WH CHR BL **SN (std)**	B
			TR	**LEN**		
	series	top dimensions	top	product	metal finish	height
Example	OS	24	**TR**	**LEN**	SN	20

Circular Lennox Tables

TRLEN20

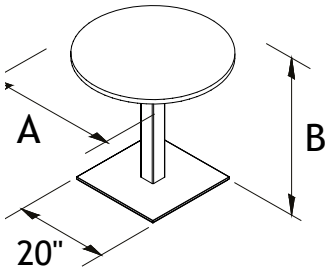

Manufacturing Standards

- Delivered disassembled;
- Laminate surface;
- 3" square tubular leg;
- 18" square base with metal glides and levelers.

Metal finishes available in satin nickel (SN), white (WH) and black (BL).

Prices

Dimensions A B	OS	OSL	OSZ	OSZL
2429	887	984	1042	1172
3029	902	1059	1078	1258
3629	909	1096	1123	1363
2436	914	1010	1069	1199
3036	929	1086	1105	1284
2440	926	1023	1082	1211
3040	941	1098	1118	1297

How to Order

	OS OSL OSZ OSZL	A			WH BL **SN (std)**	B
			TR	**LEN20**		
	series	top dimensions	top	product	metal finish	height
Example	OS	24	**TR**	**LEN20**	SN	29

Circular Lennox Tables

TRLEN24

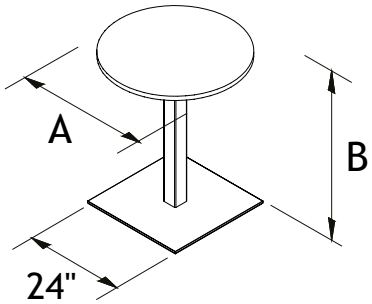

Manufacturing Standards

- Delivered disassembled;
- Laminate surface;
- 3" square tubular leg;
- 24" square base with metal glides and levelers.

Metal finishes available in satin nickel (SN), white (WH) and black (BL).

Prices

Dimensions A B	OS	OSL	OSZ	OSZL
2429	1010	1107	1166	1296
3029	1026	1182	1202	1381
3629	1033	1220	1246	1486
4229	1079	1298	1300	1609
4829	1166	1503	1357	1749
2436	1035	1132	1191	1320
3036	1051	1207	1227	1406
3636	1058	1244	1271	1511
4236	1104	1323	1325	1634
2440	1048	1144	1203	1333
3040	1063	1220	1239	1418
3640	1070	1257	1283	1523
4240	1117	1335	1337	1646

How to Order

	OS OSL OSZ OSZL	A			WH BL **SN (std)**	B
			TR	**LEN24**		
	series	top dimensions	top	product	metal finish	height
Example	OS	24	**TR**	**LEN24**	SN	20

Rectangular Lennox Tables

TLEN

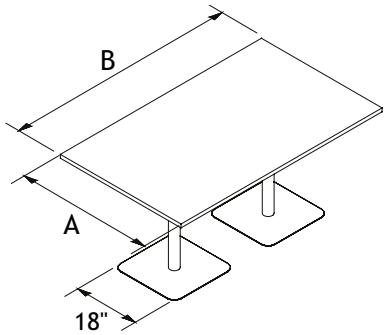

Manufacturing Standards

- Delivered disassembled;
- Laminate surface;
- 2-1/2" square tubular leg;
- 18" square bases with metal glides, no levelers.
- Height: 29".

Metal finishes available in satin nickel (SN), white (WH), black (BL) and chrome (CHR).

Prices

Dimensions A	B	OS	OSL	OG	OGL
(SN) Satin nickel, white (**WH**) or **(BL)** black base					
3060		1507	1912	1732	2144
3066		1523	1989	1804	2287
3072		1545	2065	1876	2426
3084		1564	2142	1947	2567
3660		1544	1949	1771	2184
3666		1563	2026	1840	2324
3672		1580	2102	1912	2466
3684		1600	2182	-	-
(CHR) Chrome base					
3060		2165	2648	2440	2954
3066		2189	2750	2533	3129
3072		2215	2852	2627	3303
3084		2240	2953	2720	3474
3660		2202	2687	2477	2994
3666		2227	2788	2571	3168
3672		2251	2891	2663	3339
3684		2274	2993	-	-

How to Order

	OS OSL OG OGL	AB			WH CHR BL **SN (std)**
	series	dimensions	code	product	metal finish
Example	OS	3672	**T**	**LEN**	SN

Rectangular Lennox Tables

TLEN20

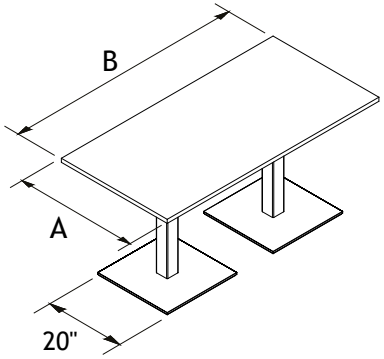

Manufacturing Standards

- Delivered disassembled;
- Laminate surface;
- 3" square tubular leg;
- 20" square bases with metal glides and levelers.
- Height: 29".

See Appendix H for maximum table dimensions.

Metal finishes available in satin nickel (SN), white (WH) and black (BL).

Prices

Dimensions A B	OS	OSL
3060	1452	1752
3066	1468	1781
3072	1483	1809
3660	1486	1811
3666	1505	1845
3672	1522	1878

How to Order

	OS OSL	AB			WH BL **SN (std)**
			T	**LEN20**	
	series	dimensions	code	product	metal finish
Example	OS	3672	**T**	**LEN20**	SN

Rectangular Lennox Tables

TLEN24

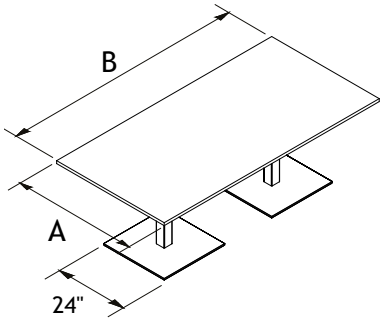

Manufacturing Standards

- Delivered disassembled;
- Laminate surface;
- 3" square tubular leg;
- 24" square bases with metal glides and levelers.
- Height: 29".

See Appendix H for maximum table dimensions.

Metal finishes available in satin nickel (SN), white (WH) and black (BL).

Prices

Dimensions A	B	OS	OSL
3672		1770	2125
3684		1832	2217
4272		1832	2217
4284		1908	2392

How to Order

	OS OSL	AB			WH BL **SN (std)**
			T	**LEN24**	
	series	dimensions	code	product	metal finish
Example	OS	3672	**T**	**LEN24**	SN

Training Tables

Salto Flip-top Table

FTR

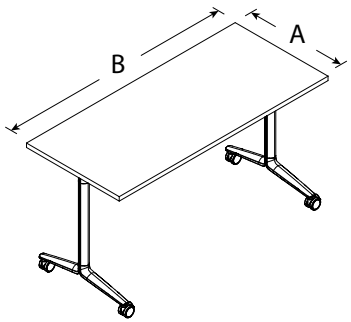

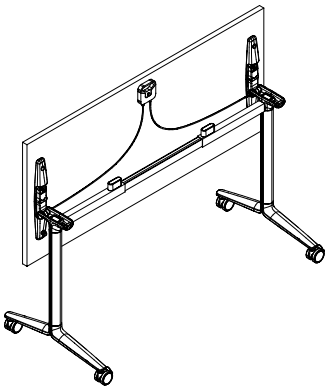

Manufacturing Standards

- Delivered disassembled;
- Rectangular laminate 1" surface;
- T-base on casters with brake;
- Flip-top mechanism with center-below-surface actuation handle and support bar;
- Metal inserts under the surface to connect the tables, ganging-clamp sold separately (GCA2);
- Height: 29-1/2"H;
- Maximum load: 300lbs/136kg.

Positioning Options *: The depth of the surface and the presence of a modesty impact the positioning of grommets and connections, see Appendix K.*

Connection Option*: BEL-1 and BEL-2 require a power cable and a junction cable, see Accessories.*

Refer to the Ganging Clamp to join two surfaces.

Options

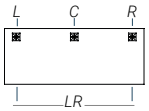

Grommet

ELPF
$0

C_PF
$28 ea.

Power Outlet Cutout

(plugs not included)

See BEL-1 | BEL-2

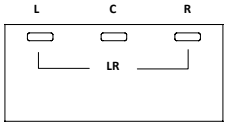

C-BEL-1 C-BEL-2

Prices

Dimensions A	B	SA	SAL
2448		1057	1195
2454		1079	1241
2460		1111	1297
2472		1148	1381
3048		1102	1211
3054		1131	1269
3060		1168	1452
3072		1211	1552

How to Order

	SAL SA	AB		WH BL **SN (std)**	ELPF CAPF CBPF CCPF CDPF	GRC GRR GLR GRL **NGR (std)**	C-BEL-1 C-BEL-2 SANS	C R L LR
			FTR					
	serie	dimensions	product	metal finish	grommet	grommet position	power outlet cutout	cutout position
Example	SA	2454	**FTR**	SN	ELPF	GLR	C-BEL-1	LR

Salto Flip-top Table with Modesty

FTRM

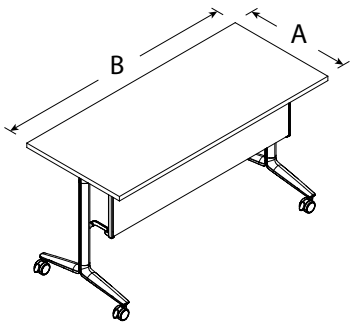

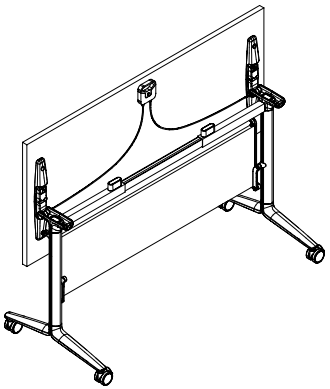

Manufacturing Standards

- Delivered disassembled;
- Rectangular laminate 1" surface;
- T-base on casters with brake;
- Modesty of 12" high laminate 5/8" with apparent metal fasteners;
- Flip-top mechanism with center-below-surface actuation handle and support bar;
- Metal inserts under the surface to connect the tables, ganging-clamp sold separately (GCA2);
- Height: 29-1/2"H;
- Maximum load: 300lbs/136kg.

Positioning Options *: The depth of the surface and the presence of a modesty impact the positioning of grommets and connections, see Appendix K.*

Connection Option*: BEL-1 and BEL-2 require a power cable and a junction cable, see Accessories.*

Refer to the Ganging Clamp to join two surfaces.

Combination of Colors

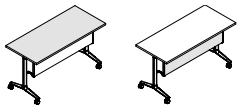

Top Modesty

Options

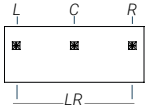

Grommet

ELPF
$0

C_PF
$28 ea.

Power Outlet Cutout

(plugs not included)

See BEL-1 | BEL-2

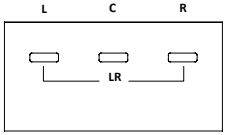

C-BEL-1 C-BEL-2

Prices

Dimensions A	B	SA	SAL
2448		1108	1246
2454		1131	1293
2460		1163	1348
2472		1200	1433
3048		1154	1263
3054		1182	1320
3060		1220	1504
3072		1263	1604

How to Order

	SAL SA	AB		WH BL **SN (std)**	ELPF CAPF CBPF CCPF CDPF	GRC GRR GLR GRL **NGR (std)**	C-BEL-1 C-BEL-2 SANS	C R L LR
			FTRM					
	serie	dimensions	product	metal finish	grommet	grommet position	power outlet cutout	cutout position
Example	SA	2454	**FTRM**	SN	ELPF	GLR	C-BEL-1	LR

Academic Tables on Levelers

RETF24N

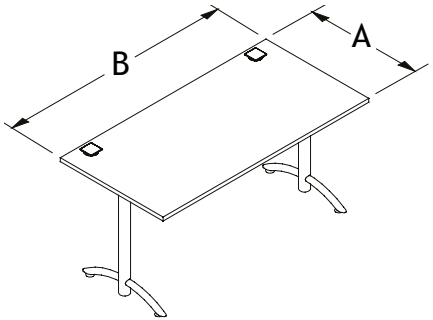

Manufacturing Standards

- Delivered disassembled;
- Rectangular worksurface;
- 2 CAPF grommets;
- Fixed satin nickel "T" legs of 2-1/2" diameter with 24" spread;
- White nylon levelers;
- Stiffener (RSTF) included for tables 60" or longer;
- Height: 29"H

Refer to the Ganging Clamp to join two surfaces.

Options

Grommet Position

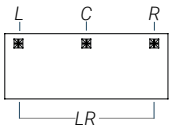

Grommet Style

CAPF $0

CBPF $0

Prices

Dimensions A B	AC	ACL
2448	742	962
2454	761	998
2460	861	1121
2466	888	1174
2472	925	1222
3048	785	1041
3054	810	1096
3060	912	1226
3066	951	1282
3072	985	1348

How to Order

	AC ACL	AB			BL **SN (std)**	NGR GRL GRR GRC **GLR (std)**	CBPF **CAPF (std)**
			RE	**TF24N**			
	series	dimensions	code	legs	metal finish	grommet position	grommet style
Exemple	AC	2448	**RE**	**TF24N**	SN	GLR	CAPF

Academic Tables on Levelers with Modesty

REMFMTF24N

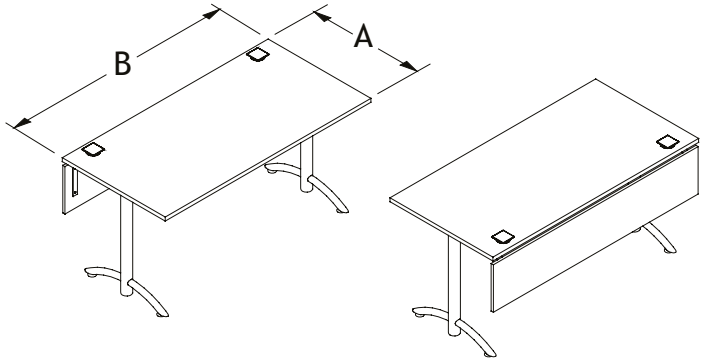

Manufacturing Standards

- Delivered disassembled;
- Rectangular worksurface;
- 2 CAPF grommets;
- Fixed satin nickel "T" legs of 2-1/2" diameter;
- White nylon levelers;
- Fixed 12" laminate modesty panel;
- Stiffener (RSTF) included for tables 60" or longer;
- Height: 29"H

Refer to the Ganging Clamp to join two surfaces.

Options

Grommet Position

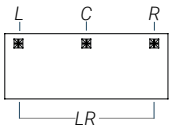

Grommet Style

CAPF $0

CBPF $0

Prices

Dimensions A B	AC	ACL
2448	945	1171
2454	981	1230
2460	1012	1278
2466	1045	1340
2472	1082	1389
3048	986	1252
3054	1030	1327
3060	1067	1383
3066	1109	1449
3072	1143	1514

How to Order

	AC ACL	AB				BL **SN (std)**	NGR GRL GRR GRC **GLR (std)**	CBPF **CAPF (std)**
			RE	**MFM**	**TF24N**			
	series	dimensions	code	modesty	legs	metal finish	grommet position	grommet style
Example	AC	2448	**RE**	**MFM**	**TF24N**	SN	GLR	CAPF

Academic Tables on Casters

RETF24WF

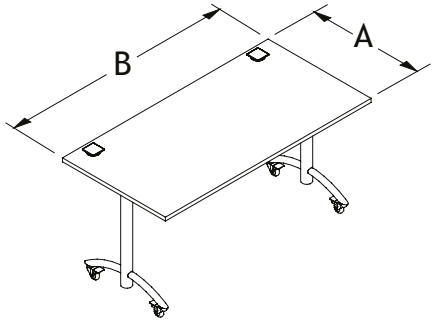

Manufacturing Standards

- Delivered disassembled;
- Rectangular worksurface;
- 2 CAPF grommets;
- Fixed satin nickel "T" legs of 2-1/2" diameter;
- Locking casters;
- Stiffener (RSTF) included for tables 60" or longer;
- Height: 29"H

Handling of the mechanism: Handling of the flip-top surface must be done by 2 people.

Refer to the Ganging Clamp to join two surfaces.

Options

Grommet Position

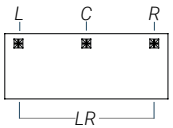

Grommet Style

CAPF $0

CBPF $0

Flip-Top Mechanism

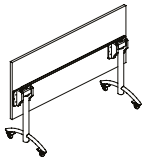

FT $831

Prices

Dimensions A B	AC	ACL
2448	892	1122
2454	911	1157
2460	1012	1278
2466	1040	1334
2472	1075	1380
3048	937	1199
3054	961	1257
3060	1067	1383
3066	1102	1443
3072	1137	1505

How to Order

	AC ACL	AB			BL **SN (std)**	FT	NGR GRL GRR GRC **GLR (std)**	CBPF **CAPF (std)**
			RE	**TF24WF**				
	series	dimensions	code	legs	metal finish	flip-top	grommet position	grommet style
Example	AC	2448	**RE**	**TF24WF**	SN		GLR	CAPF

Academic Tables on Casters with Modesty

REMFMTF24WF

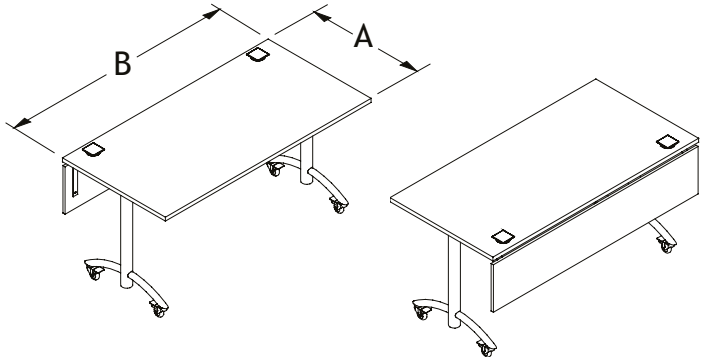

Manufacturing Standards

- Delivered disassembled;
- Rectangular worksurface;
- 2 CAPF grommets;
- Fixed satin nickel "T" legs of 2-1/2" diameter;
- Locking casters;
- Fixed 12" laminate modesty panel;
- Stiffener (RSTF) included for tables 60" or longer;
- Height: 29"H

Refer to the Ganging Clamp to join two surfaces.

Options

Grommet Position

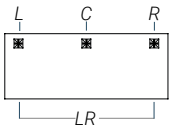

Grommet Style

CAPF $0

CBPF $0

Prices

Dimensions A B	AC	ACL
2448	1094	1330
2454	1133	1389
2460	1164	1438
2466	1199	1499
2472	1234	1548
3048	1138	1409
3054	1181	1487
3060	1217	1544
3066	1259	1607
3072	1296	1673

How to Order

	AC ACL	AB				BL **SN (std)**	NGR GRL GRR GRC **GLR (std)**	CBPF **CAPF (std)**
			RE	**MFM**	**TF24WF**			
	series	dimensions	code	modesty	legs	metal finish	grommet position	grommet style
Example	AC	2448	**RE**		**TF24WF**	SN	GLR	CAPF

Complimentary Furniture

Wall Units

General Information

Logiflex wall units are a versatile combination of laminate frames and panels mounted to existing building walls that helps to create clean and harmonious spaces. Offered with or without shelves, the wall units are also available in in one of the 10 colors available in 1-5/8", indicated in the Logiflex Color and Finishes Guide. A wide variety of potential configurations are possible: from the single mounted unit to a combination of several units covering an entire wall.

	CODE	DESCRIPTION
A	WU3636F	Wall units (2x)
B	WU3672	Wall unit
C	WU2436F	Wall units (2x)
D	WU2472F	Wall unit
E	CSZ60168TWELCHR	Table
F	2036WELCHRCRAR20	Credenzas (2x)
G	2072WELCHRARBBAR20	Credenza

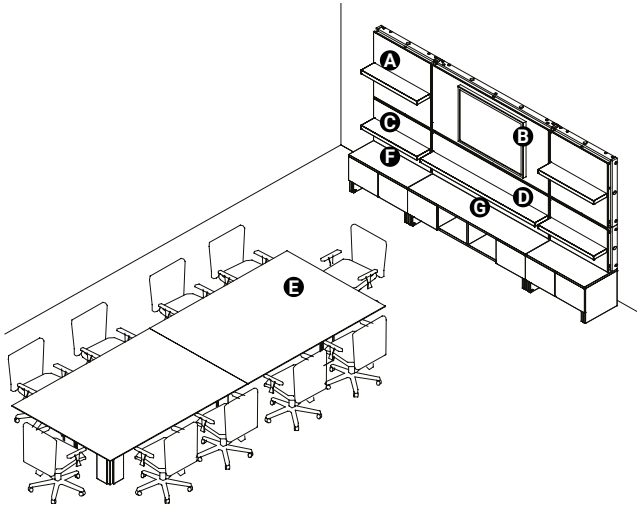

Wall Unit Options

Logiflex's wall units come in five options offerning you maximum versatility.

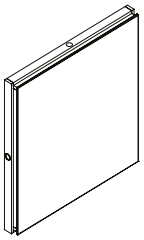

WU
Wall Unit

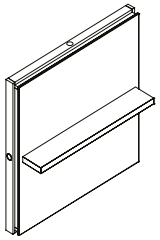

F
Wall Unit
Full Shelf

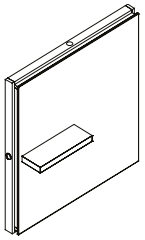

L
Wall Unit
Left Shelf

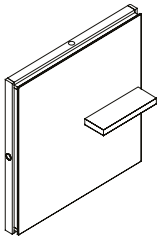

R
Wall Unit
Right Shelf

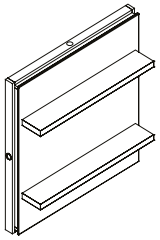

FF
Wall Unit
2 Full Shelves

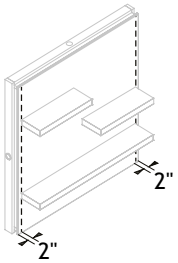

- Shelves are 1-5/8" thick laminate;
- Shelves are 8" deep;
- The width of the full shelf is equivelent to the width of the unit less 4";
- The width of the left or right shelf is equivelent to half the width of the unit less 2".
- The maximum capacity of a shelf is 40lbs.

Installation Recommendations

Only metal anchors must be used for the wall mounting. The purchaser and installer are responsible to ensure application of appropriate attachment methods and hardware for safe installation that meet the applicable local building codes and laws.

	COMPONENTS
A	1" laminate crossbar with universal metal corners
B	1" laminate upright
C	5/8" laminate panel with 1" laminate frame
D	Shelf: 1-5/8" laminate panel

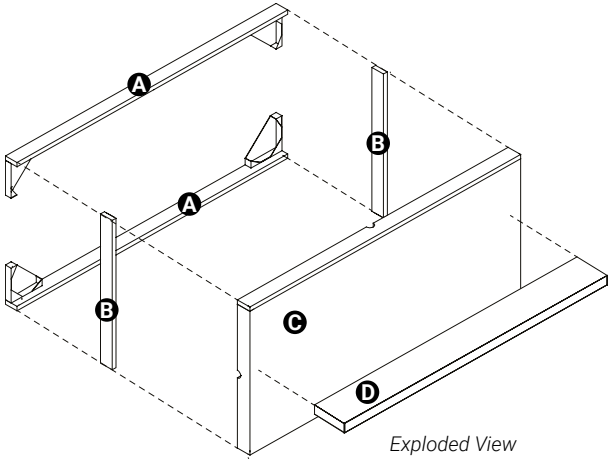

Exploded View

Wall Units

WU 24

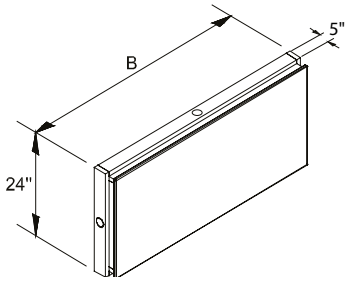

WU 30

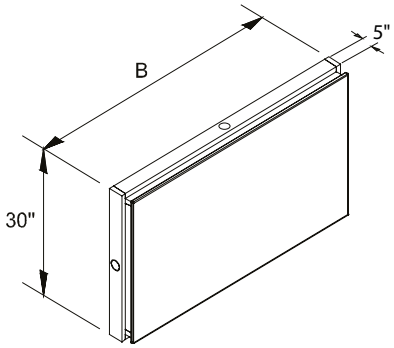

Manufacturing Standards

- Horizontal wood grain;
- Grommets on the perimeter of the frame.

Note: *Half shelves are not available for 24" wide wall units.*

Maximum load capacity of a shelf: 40 lbs.
Maximum load capacity of wall units: 100 lbs.

Attention: *Logiflex is not responsible for the installation of wall hutches. This responsibility belongs entirely to the distributor or the client.*

Options

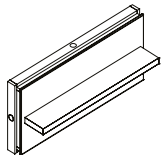

Full Shelf
F

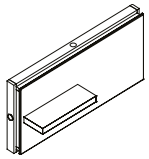

Left Shelf
L

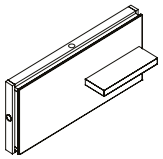

Right Shelf
R

How to Order

		A B	F L R
	WU		
	series	dimensions	option
Example	**WU**	2430	F

Prices

WU24

Dimensions A B	WU	WUF	WUL	WUR
2424	676	1017	996	996
2430	688	1038	1012	1012
2436	698	1099	1029	1029
2442	709	1122	1044	1044
2448	719	1147	1066	1066
2454	731	1209	1080	1080
2460	742	1231	1097	1097
2466	752	1293	1154	1154
2472	762	1315	1170	1170

WU30

Dimensions A B	WU	WUF	WUL	WUR
3024	688	1028	1006	1006
3030	699	1052	1025	1025
3036	711	1115	1041	1041
3042	722	1137	1062	1062
3048	735	1164	1080	1080
3054	749	1225	1098	1098
3060	761	1250	1118	1118
3066	771	1312	1173	1173
3072	785	1340	1189	1189

Wall Units

WU 36

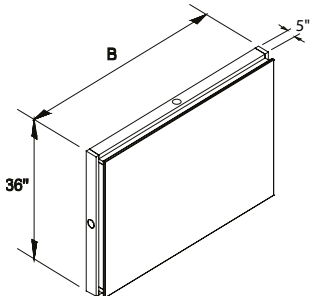

WU 42

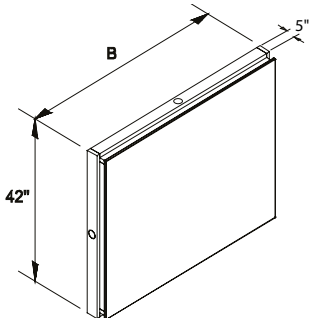

Manufacturing Standards

- Horizontal wood grain;
- Grommets on the perimeter of the frame.

Note: *Half shelves are not available for 24" wide wall units.*

Maximum load capacity of a shelf: 40 lbs.
Maximum load capacity of wall units: 100 lbs.

Attention: *Logiflex is not responsible for the installation of wall hutches. This responsibility belongs entirely to the distributor or the client.*

Options

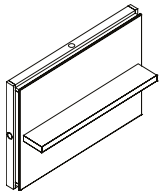

Full Shelf
F

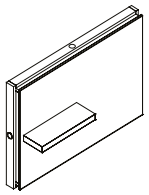

Left Shelf
L

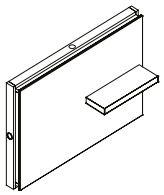

Right Shelf
R

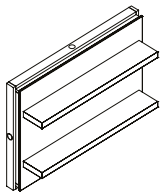

2 Full Shelves
FF

How to Order

		A B	F L R FF
	WU		
	series	dimensions	option
Example	**WU**	3630	F

Prices

WU36

Dimensions A B	WU	WUF	WUL	WUR	WUFF
3624	698	1036	1017	1017	1378
3630	711	1066	1035	1035	1415
3636	725	1126	1057	1057	1530
3642	741	1155	1075	1075	1567
3648	753	1179	1097	1097	1608
3654	765	1246	1118	1118	1724
3660	779	1270	1136	1136	1764
3666	795	1335	1195	1195	1876
3672	808	1362	1215	1215	1917

WU42

Dimensions A B	WU	WUF	WUL	WUR	WUFF
4224	709	1046	1028	1028	1387
4230	722	1075	1046	1046	1428
4236	741	1141	1071	1071	1544
4242	755	1170	1090	1090	1617
4248	768	1201	1115	1115	1625
4254	785	1263	1134	1134	1742
4260	800	1291	1159	1159	1781
4266	816	1357	1216	1216	1897
4272	830	1384	1238	1238	1938

Wall Units

WU 48

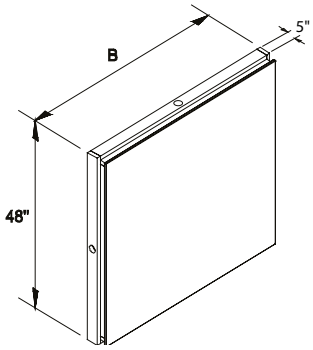

WU 54

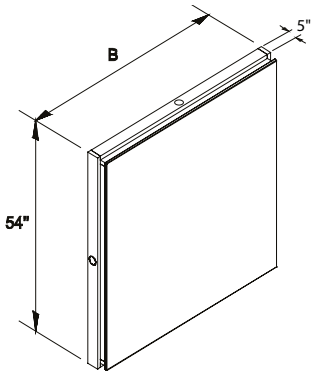

Manufacturing Standards

- Horizontal wood grain;
- Grommets on the perimeter of the frame.

Note: *Half shelves are not available for 24" wide wall units.*

Maximum load capacity of a shelf: 40 lbs.
Maximum load capacity of wall units: 100 lbs.

Attention: *Logiflex is not responsible for the installation of wall hutches. This responsibility belongs entirely to the distributor or the client.*

Options

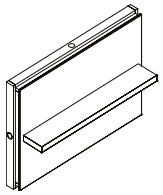

Full Shelf
F

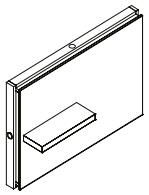

Left Shelf
L

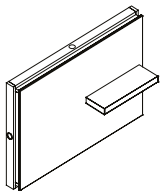

Right Shelf
R

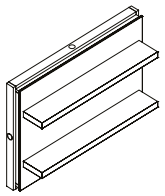

2 Full Shelves
FF

How to Order

		A B	F L R FF
	WU		
	series	dimensions	option
Example	**WU**	4830	F

Prices

WU48

Dimensions A B	WU	WUF	WUL	WUR	WUFF
4824	719	1060	1036	1036	1399
4830	735	1088	1062	1062	1439
4836	753	1158	1083	1083	1558
4842	768	1182	1107	1107	1598
4848	787	1215	1130	1130	1643
4854	803	1281	1155	1155	1763
4860	819	1310	1175	1175	1797
4866	836	1378	1238	1238	1918
4872	852	1408	1259	1259	1961

WU54

Dimensions A B	WU	WUF	WUL	WUR	WUFF
5424	731	1071	1046	1046	1411
5430	749	1099	1073	1073	1451
5436	765	1170	1097	1097	1571
5442	785	1202	1121	1121	1615
5448	803	1231	1147	1147	1659
5454	820	1301	1172	1172	1778
5460	838	1329	1195	1195	1820
5466	858	1398	1258	1258	1937
5472	878	1429	1281	1281	1983

Wall Units

WU 60

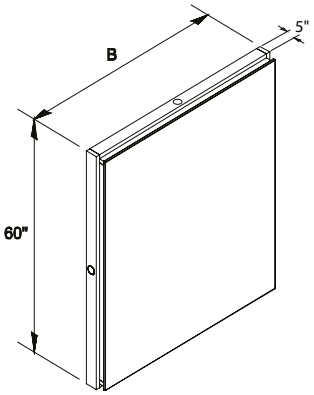

Manufacturing Standards

- Horizontal wood grain;
- Grommets on the perimeter of the frame.

Note: *Half shelves are not available for 24" wide wall units.*

Maximum load capacity of a shelf: 40 lbs.
Maximum load capacity of wall units: 100 lbs.

Attention: *Logiflex is not responsible for the installation of wall hutches. This responsibility belongs entirely to the distributor or the client.*

Options

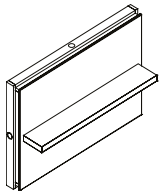

Full Shelf
F

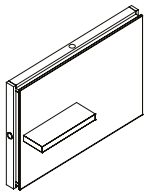

Left Shelf
L

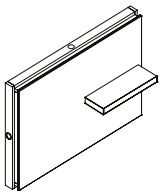

Right Shelf
R

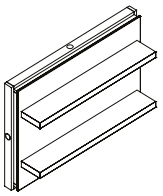

2 Full Shelves
FF

How to Order

	A B	F L R FF
WU		
series	dimensions	option
Example **WU**	6030	F

Prices

WU60

Dimensions A B	WU	WUF	WUL	WUR	WUFF
6024	742	1080	1060	1060	1421
6030	761	1114	1084	1084	1466
6036	779	1181	1112	1112	1584
6042	800	1215	1136	1136	1628
6048	819	1248	1164	1164	1679
6054	838	1315	1187	1187	1793
6060	859	1349	1215	1215	1838
6066	880	1420	1278	1278	1960
6072	899	1451	1304	1304	2006

Credenzas

WELARBBAR20

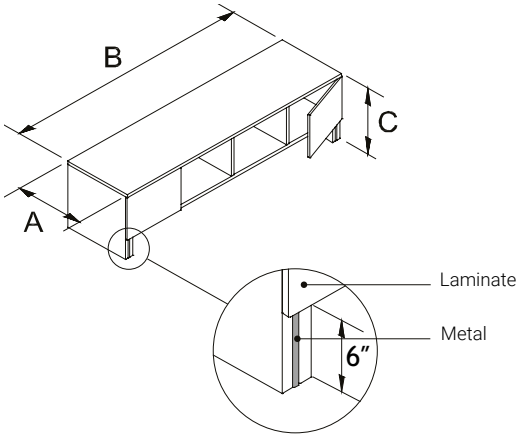

Base Detail

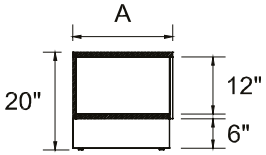

Manufacturing Standards

- Horizontal wood grain on sides and legs;
- Door with pressure latch;
- Base with metal inserts;
- 2 door credenza with open shelving middle;
- No shelves.

Inserts: *Available in satin nickel (SN), white (PB) and chrome (CHR) metal finishes.*

Specify if handle desired ($15 each, see p. 153).

Options

Lock

LK
$46 ea.

How to Order

	CS CSL CG CGL	A B		SN PB CHR		C	LKBL LKSN	
			WEL		**ARBBAR**	**20**		
	series	dimensions	base	metal finish	cabinet section	height	lock p. 157	handle p. 153
Example	CS	2072	**WEL**	CHR	**ARBBAR**	**20**	LKSN	

Prices

Dimensions A B C	CS	CSL	CG	CGL
Decorative base with **(SN)** satin nickel or **(PB)** white inserts				
207220	1448	1791	1629	1995
Decorative base with **(CHR)** chrome inserts				
207220	1485	1750	1667	2035

Credenzas

WELARBBAR29

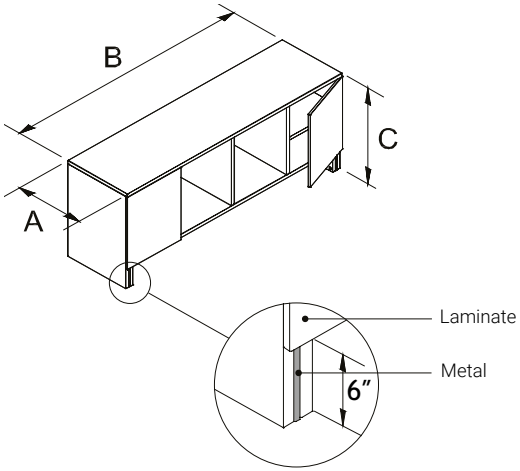

Base Detail

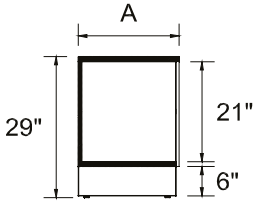

Manufacturing Standards

- Horizontal wood grain on sides and legs;
- Door with pressure latch;
- Base with metal inserts;
- 2 door credenza with open shelving middle;
- 1 adjustable shelf.

Inserts: *Available in satin nickel (SN), white (PB) and chrome (CHR) metal finishes.*

Specify if handle desired ($15 each, see p. 153).

Options

Lock

LK
$46 ea.

Prices

Dimensions A B C	CS	CSL	CG	CGL
Decorative base with **(SN)** satin nickel or **(PB)** white inserts				
207229	1522	1878	1707	2076
Decorative base with **(CHR)** chrome inserts				
207229	1563	1832	1667	2120

How to Order

	CS CSL CG CGL	A B		SN PB CHR		C	LKBL LKSN	
			WEL		**ARBBAR**	**29**		
	series	dimensions	base	metal finish	cabinet section	height	lock p. 157	handle p. 153
Example	CS	2072	**WEL**	CHR	**ARBBAR**	**29**	LKSN	

Credenzas

WELARBBAR36

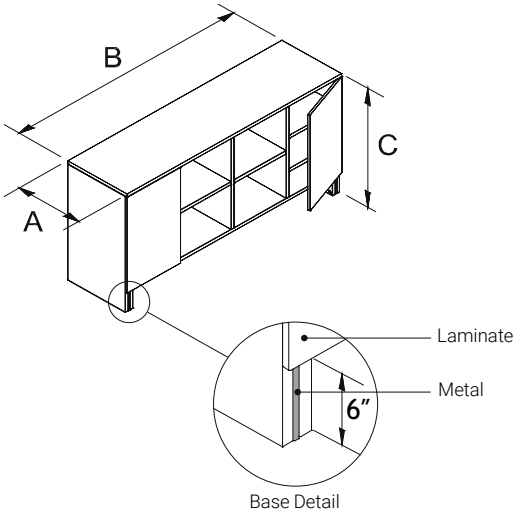

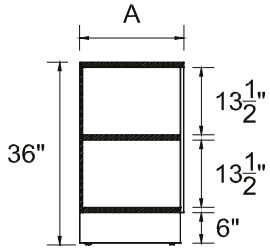

Manufacturing Standards

- Horizontal wood grain on sides and legs;
- Door with pressure latch;
- Base with metal inserts;
- 2 door credenza with open shelving middle;
- 1 fixed shelf;
- 2 adjustable shelves.

Inserts: *Available in satin nickel (SN), white (PB) and chrome (CHR) metal finishes.*

Specify if handle desired ($15 each, see p. 153).

Options

Lock

LK
$46 ea.

How to Order

	CS CSL CG CGL	A B		SN PB CHR		C	LKBL LKSN	
			WEL		**ARBBAR**	**36**		
	series	dimensions	base	metal finish	cabinet section	height	lock p. 157	handle p. 153
Example	CS	2072	**WEL**	CHR	**ARBBAR**	**36**	LKSN	

Prices

Dimensions A B C	CS	CSL	CG	CGL
Decorative base with **(SN)** satin nickel or **(PB)** white inserts				
207236	1600	1959	1783	2163
Decorative base with **(CHR)** chrome inserts				
207236	1639	1913	1822	2204

Credenzas

WELCRAR

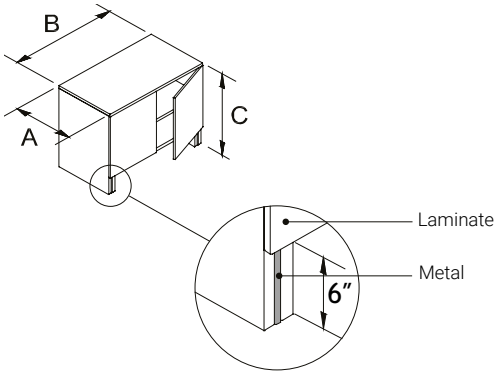

Base Detail

Manufacturing Standards

- Horizontal wood grain on sides and legs;
- Door with pressure latch;
- Base with metal inserts;
- 2 door credenza.

20": 0 adjustable shelf
29": 1 adjustable shelf
36": 2 adjustable shelves

Inserts: *Available in satin nickel (SN), white (PB) and chrome (CHR) metal finishes.*

Specify if handle desired ($15 each, see p. 153).

Options

Lock

LK
$46 ea.

How to Order

	CS CSL CG CGL	A B		SN PB CHR		C	LKBL LKSN	
			WEL		**CRAR**			
	series	dimensions	base	metal finish	cabinet section	dimension	lock p. 157	handle p. 153
Example	CS	2036	**WEL**	CHR	**CRAR**	**36**	LKSN	

Prices

Dimensions A B C	CS	CSL	CG	CGL
Decorative base with **(SN)** satin nickel or **(PB)** white inserts				
203620	1052	1260	1143	1359
203629	1126	1340	1218	1442
203636	1183	1405	1277	1505
Decorative base with **(CHR)** chrome inserts				
203620	1093	1302	1182	1404
203629	1166	1384	1259	1487
203636	1225	1450	1317	1551

Credenzas

WELARAR20

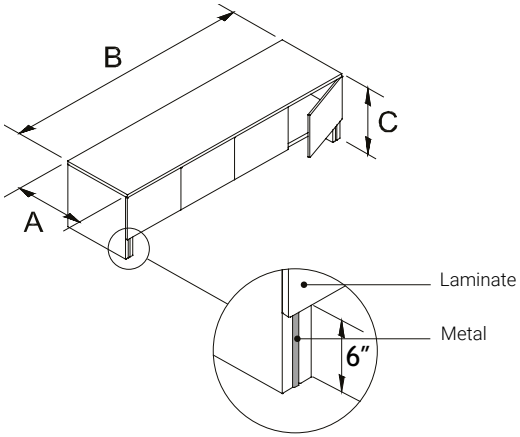

Base Detail

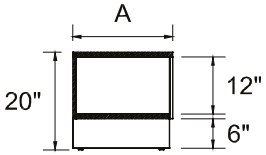

Manufacturing Standards

- Horizontal wood grain on sides and legs;
- Door with pressure latch;
- Base with metal inserts;
- 4 door credenza;
- No shelves.

Inserts: *Available in satin nickel (SN), white (PB) and chrome (CHR) metal finishes.*

Specify if handle desired ($15 each, see p. 153).

Options

Lock

LK
$46 ea.

How to Order

	CS CSL CG CGL	A B		SN PB CHR		C	LKBL LKSN	
			WEL		**ARAR**	**20**		
	series	dimensions	base	metal finish	cabinet section	dimension	lock p. 157	handle p. 153
Example	CS	2072	**WEL**	CHR	**ARAR**	**20**	LKSN	

Prices

Dimensions A B C	CS	CSL	CG	CGL
Decorative base with **(SN)** satin nickel or **(PB)** white inserts				
207220	1485	1833	1667	2035
Decorative base with **(CHR)** chrome inserts				
207220	1522	1878	1707	2076

Credenzas

WELARAR29

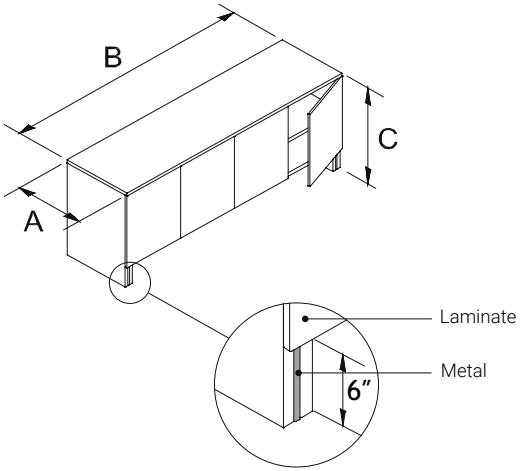

Base Detail

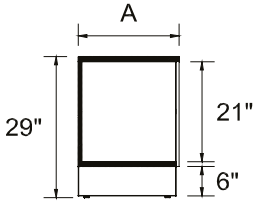

Manufacturing Standards

- Horizontal wood grain on sides and legs;
- Door with pressure latch;
- Base with metal inserts;
- 4 door credenza;
- 1 adjustable shelf.

Inserts: *Available in satin nickel (SN), white (PB) and chrome (CHR) metal finishes.*

Specify if handle desired ($15 each, see p. 153).

Options

Lock

LK
$46 ea.

How to Order

	CS CSL CG CGL	A B		SN PB CHR		C	LKBL LKSN	
			WEL		**ARAR**	**29**		
	series	dimensions	base	metal finish	cabinet section	dimension	lock p. 157	handle p. 153
Example	CS	2072	**WEL**	CHR	**ARAR**	**29**	LKSN	

Prices

Dimensions A B C	CS	CSL	CG	CGL
Decorative base with **(SN)** satin nickel or **(PB)** white inserts				
207229	1563	1919	1745	2120
Decorative base with **(CHR)** chrome inserts				
207229	1600	1959	1783	2163

Credenzas

WELARAR36

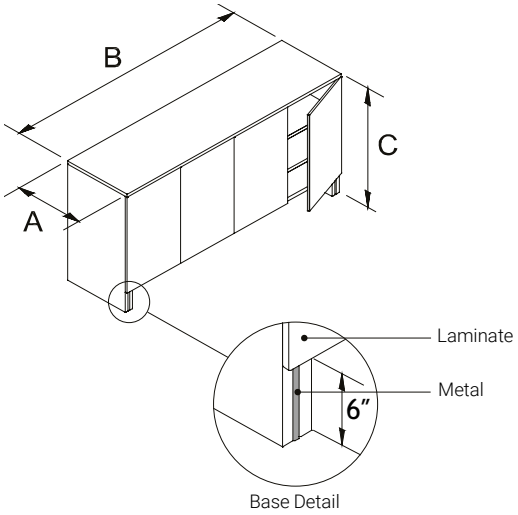

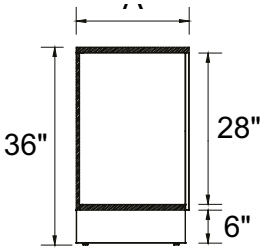

Manufacturing Standards

- Horizontal wood grain on sides and legs;
- Door with pressure latch;
- Base with metal inserts;
- 4 door credenza;
- 2 adjustable shelves.

Inserts: *Available in satin nickel (SN), white (PB) and chrome (CHR) metal finishes.*

Specify if handle desired ($15 each, see p. 153).

Options

Lock

LK
$46 ea.

Prices

Dimensions A B C	CS	CSL	CG	CGL
Decorative base with **(SN)** satin nickel or **(PB)** white inserts				
207236	1639	2004	1822	2204
Decorative base with **(CHR)** chrome inserts				
207236	1679	2048	1860	2244

How to Order

	CS CSL CG CGL	A B		SN PB CHR		C	LKBL LKSN	
			WEL		**ARAR**	**36**		
	series	dimensions	base	metal finish	cabinet section	dimension	lock p. 157	handle p. 153
Example	CS	2072	**WEL**	CHR	**ARAR**	**36**	LKSN	

Cabinets

WELAR42

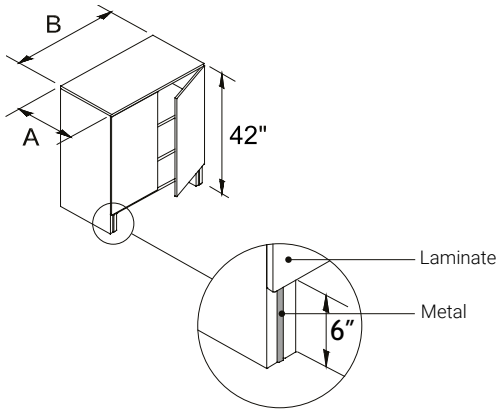

Base Detail

Manufacturing Standards

- 2 spring-loaded latch doors;
- Horizontal wood grain on doors and legs;
- Base with metal inserts;
- 5/8" laminate back;
- 2 adjustable shelves.

Inserts: *Available in satin nickel (SN), white (PB) and chrome (CHR) metal finishes.*

Specify if handle desired ($15 each, see p. 153).

Adjustable shelves (SH): *see Appendix H for prices, p. 17.*

Options

Lock

LK
$46 ea.

Prices

Dimensions A B C	CS	CG
Decorative base with **(SN)** satin nickel or **(PB)** white inserts		
203642	1097	1187
Decorative base with **(CHR)** chrome inserts		
203642	1136	1227

How to Order

	CS CG	A B		SN PB CHR		C	LKBL LKSN		SH
			WEL		**AR**	**42**			
	series	dimensions	product	metal finish	cabinet section	dimension	lock p. 157	handle p. 153	shelves
Example	CS	2036	**WEL**	CHR	**AR**	**42**	LKSN		SH

Cabinets

WELAR78

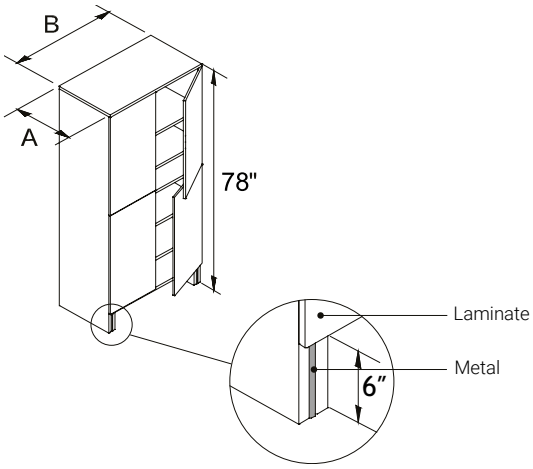

Base Detail

Manufacturing Standards

- 4 spring-loaded latch doors;
- Horizontal wood grain on doors and vertical wood grain on legs;
- Base with metal inserts;
- 5/8" laminate back;
- 4 adjustable shelves and 1 fixed shelf.

Inserts: *Available in satin nickel (SN), white (PB) and chrome (CHR) metal finishes.*

Specify if handle desired ($15 each, see p. 153).

Adjustable shelves (SH): *see Appendix H for prices, p. 17.*

Options

Lock

LK
$46 ea.

How to Order

	CS CG	A B		SN PB CHR		C	LKBL LKSN		SH
			WEL		**AR**	**78**			
	series	dimensions	product	metal finish	cabinet section	dimension	lock p. 157	handle p. 153	shelves
Example	CS	2036	**WEL**	CHR	**AR**	**78**	LKSN	H011	SH

Prices

Dimensions A B C	CS	CG
Decorative base with **(SN)** satin nickel or **(PB)** white inserts		
203678	1539	1629
Decorative base with **(CHR)** chrome inserts		
203678	1600	1690

Mobile Service Carts

WELCART20

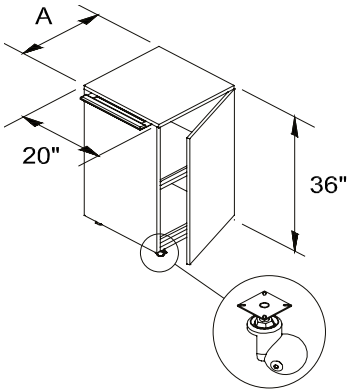

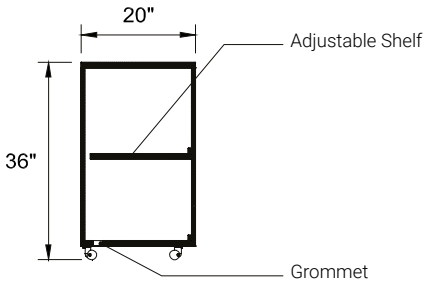

Inside View

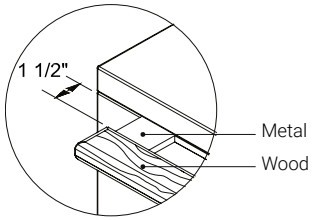

Push Bar Detail

Manufacturing Standards

- 1 door with spring-loaded latch;
- Horizontal wood grain on doors and sides;
- Locking casters;
- 1 adjustable shelf with clearance for wiring;
- Push bar for moving cart, in wood that match the surface finish, with metal inserts;
- Ventilation opening and grommet at bottom.

Available in satin nickel (SN), white (PB) and chrome (CHR) metal finishes.

Specify if handle desired ($15 each, see p. 153).

Wood finishes: *Available colors: White Wash **WW**, Golden Wheat **GW**, Sand **SD**, Apricot **AT**, Pecan **PN**, Brandy **BR**, Chestnut **CT**, Coffee **CF**, Espresso **ES**, Bordeaux **BO**, Black Wash **BW** and Bark **BK**.*

Options

Lock

LK
$46 ea.

How to Order

	CS CSL CG CGL		SN PB CHR		A	LKBL LKSN	
		WEL		**CART**	**20**		
	series	product	metal finish	code	dimension	lock p. 157	handle p. 153
Example	CS	**WEL**	SN	**CART**	**20**	LKSN	H011

Prices

Dimensions A	CS	CSL	CG	CGL
Push bar with **(SN)** satin nickel or **(PB)** white finish				
20	1133	1302	1182	1360
Push bar with **(CHR)** chrome finish				
20	1263	1445	1312	1502

Mobile Service Carts

WELCART36

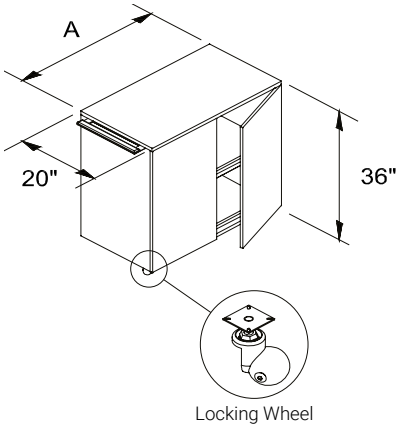

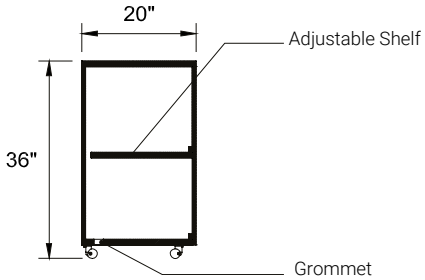

Inside View

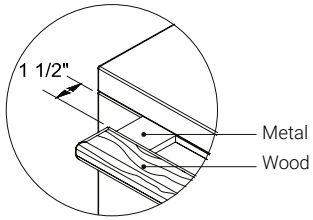

Push Bar Detail

Manufacturing Standards

- Doors with spring-loaded latch;
- Horizontal wood grain on doors and sides;
- Locking casters;
- 1 adjustable shelf with clearance for wiring;
- Push bar for moving cart, in wood that match the surface finish, with metal inserts;
- Ventilation opening and grommet at bottom.

Available in satin nickel (SN), white (PB) and chrome (CHR) metal finishes.

Specify if handle desired ($15 each, see p. 153).

Wood finishes: *Available colors: White Wash **WW**, Golden Wheat **GW**, Sand **SD**, Apricot **AT**, Pecan **PN**, Brandy **BR**, Chestnut **CT**, Coffee **CF**, Espresso **ES**, Bordeaux **BO**, Black Wash **BW** and Bark **BK**.*

Options

Lock

LK
$46 ea.

How to Order

	CS CSL CG CGL		SN PB CHR		A	LKBL LKSN	
		WEL		**CART**	**36**		
	series	product	metal finish	code	dimension	lock p. 157	handle p. 153
Example	CS	**WEL**	SN	**CART**	**36**	LKSN	H011

Prices

Dimensions A	CS	CSL	CG	CGL
Push bar with **(SN)** satin nickel or **(PB)** white finish				
36	1221	1445	1312	1547
Push bar with **(CHR)** chrome finish				
36	1353	1587	1441	1687

Mobile Service Carts

WCART36

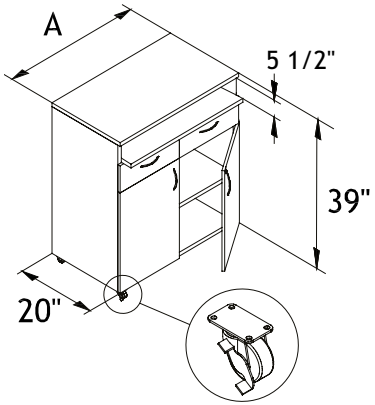

Locking Wheel

Manufacturing Standards

- 2 doors;
- 2 drawers and 1 sub-surface sliding shelf;
- Vertical wood grain on doors and sides;
- 1 adjustable shelf in cabinet section;
- HJAB handles;
- Lock, cabinet section;
- Unit on wheels (front-locking).

Handle: *For a handle other than* HJAB *standard, please choose from the Logiflex list at no extra charge.,see* *p. 153**).*

Prices

Dimensions A	ML	MLL	MA	MAL
36	1580	1822	1636	1883

How to Order

	series	code	dimension	handle p. 153
	ML MLL MA MAL		A	
		WCART	**36**	
Example	ML	**WCART**	**36**	

Conference Boards

WC - White Board (with doors)

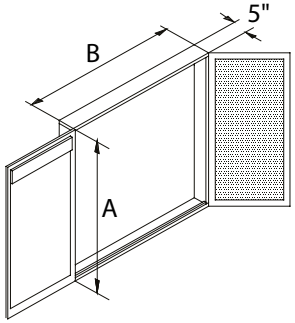

WCSD - White Board (sliding doors)

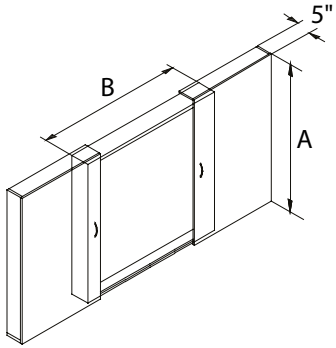

Manufacturing Standards

- For wall mounting (with Z-bar in back);
- 5" laminate frame;
- For models with doors,
  left door with writing pad, right door with cork;
- Model with sliding doors;
- Handle (HJAB).

Handle: *For a handle other than* HJAB *standard, please choose from the Logiflex list at no extra charge.,see* *p. 153**).*

Attention: *Logiflex is in no way responsible for the installation of conference boards. This responsibility belongs entirely to the distributor or to the client.*

Options

Projector Screens
(Factory installed)

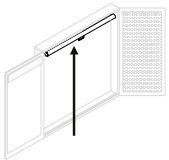

SCREEN36 $408
SCREEN48 $491

Eraser & Crayon Kit

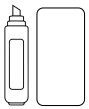

EBC $66

Prices

WC - White Board (with doors)

Dimensions A B	ML	MA
3636	1472	1496
3642	1593	1624
3648	1716	1749
3654	1836	1879
4848	1986	2024
4854	2144	2185
4860	2246	2290

WCSD - White Board with sliding doors

Dimensions A B	ML
4848	3119
4860	3330

How to Order

	ML MA	AB	WC WCSD	SCREEN36 SCREEN48	EBC	
	series	dimension	product	screen	eraser/crayon p. 157	handle p. 153
Example	ML	3642	WC	SCREEN36	EBC	

Lectern

LTN

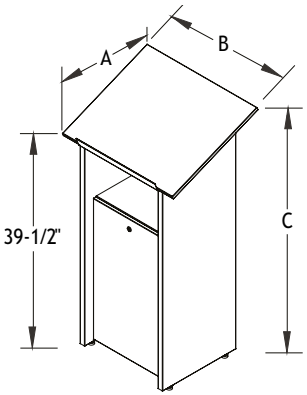

Color Combinations

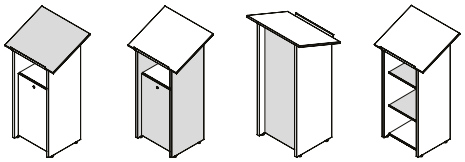

Top **Frame** **Front** **Shelves**

Manufacturing Standards

- Top 20"D x 24"W, 23° incline with satin nickel finished aluminum edge stopper;
- Open storage space with grommet;
- Cabinet with 1 push to open door and 1 adjustable shelf;
- Grommet at the bottom;
- Lock;
- White nylon levelers.

Tips & Tricks

For the mobile version, see next page.

Note: *No modification to the dimensions is possible for the lectern.*

Options

Electric Plug

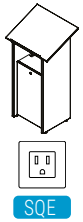

SQE
$146

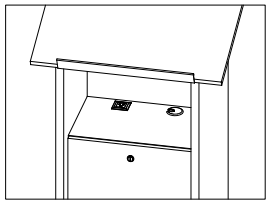

Prices

Dimensions A	B	C	
19	24	47	1031

How to Order

				SQE-120-C SQE-120-JM SQE-120-JL SQE-120-JK
	ML	ABC	**LTN**	
	series	dimensions	product	electric plug
Example	**ML**	192447	**LTN**	SQE-120-C

Mobile Lectern

LTNM

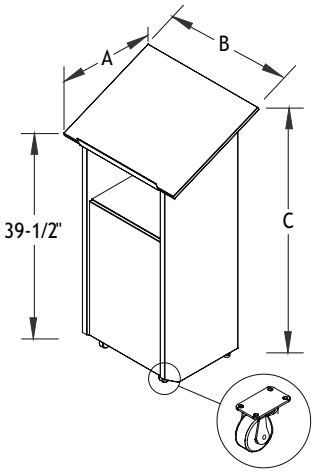

Color Combinations

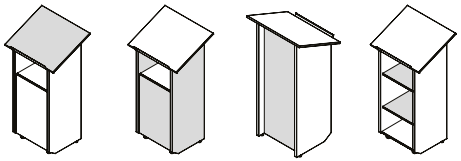

Top **Frame** **Front** **Shelves**

Manufacturing Standards

- Top 20"D x 24"W, 23° incline with satin nickel finished aluminum edge stopper;
- Open storage space with grommet;
- Section with removable panel and 1 adjustable shelf;
- Grommet at the bottom;
- 2 wheels on user's side and 2 white nylon levelers.

Note: *No modification to the dimensions is possible for the lectern.*

Options

Electric Plug

SQE
$146

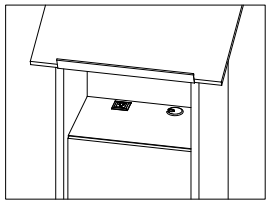

Prices

Dimensions A	B	C	
19	24	47	1162

How to Order

				SQE-120-C SQE-120-JM SQE-120-JL SQE-120-JK
	ML	ABC	**LTNM**	
	series	dimensions	product	electric plug
Example	**ML**	192447	**LTNM**	SQE-120-C

Collaborative Furniture

Multimedias Tables

MP

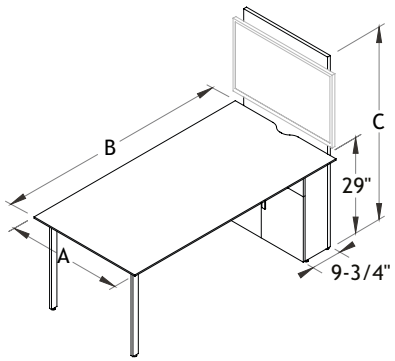

Combination of Colors

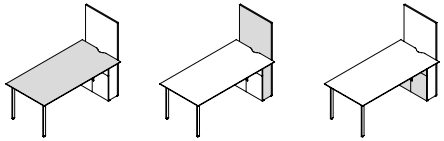

Top | Base | Front

Manufacturing Standards

- Delivered disassembled;
- Rectangular top with knife edge;
- 2 chrome-finish metal legs, 29" H;
- Surface cutout for wire management;
- Storage cabinet under the top with 1 adjustable shelf and chrome finish H052 handles;
- Built-in 1" laminate vertical panel to mount a screen;
- Grommet hole in the base of the unit to manage screen cables;
- Vertical wood grain on front.

Dimension "B" includes the 1" vertical panel.

Screen and screen mounting hardware not included. Maximum recommended screen size 60".

Handle: *For a handle other than* H052 *standard, please choose from the Logiflex list at no extra charge.,see* *p. 153**).*

Options

Lock

LK
$46 ea.

Connectivity

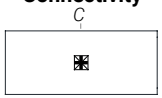

Specify connectivity on p. 159

MH3

A $430 | B/C $430 | D $430

MH1
$698

Wireless charger

CQIBL $119 | CQIWH $119

Prices

Dimensions A B C	CHR
305559	1515
306159	1559
306759	1603
307359	1648
365559	1627
366159	1683
366759	1732
367359	1786

How to Order

		A B C		WH BL SN **CHR (std)**	MH3 B/C/D	CQIBL CQIWH	LKBL LKSN	
	LV		**MP**					
	series	dimensions	product	metal finish	connectivity	CCQi p. 141	lock p. 157	handle p. 153
Example	**LV**	366159	**MP**	CHR	MH3B	QIBL	LKSN	

Multimedias Tables

MT

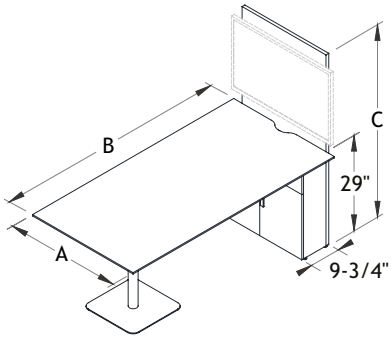

Combination of Colors

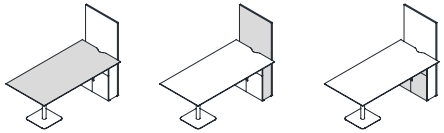

Manufacturing Standards

- Delivered disassembled;
- Rectangular top with knife edge and square satin nickel finish Lennox metal base, 29" H;
- Surface cutout for wire management;
- Storage cabinet under the top with 1 adjustable shelf and satin nickel finish H052 handles;
- Built-in 1" laminate vertical panel to mount a screen;
- Grommet hole in the base of the unit to manage screen cables;
- Vertical wood grain on front and on vertical panel.

Dimension "B" includes the 1" vertical panel.

Screen and screen mounting hardware not included. Maximum recommended screen size 60".

Handle: *For a handle other than* H052 *standard, please choose from the Logiflex list at no extra charge.,see* *p. 153**).*

Options

Lock

LK
$46 ea.

Connectivity

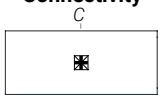

Specify connectivity on p. 159

MH3
A $430
B/C $430
D $430

MH1
$698

Wireless charger

CQIBL
$119

CQIWH
$119

Prices

Dimensions A B C	SN/BL/WH	CHR
305559	1831	2697
306159	1875	2742
306759	1918	2786
307359	1962	2830
365559	1941	2811
366159	1995	2862
366759	2049	2915
367359	2101	2966

How to Order

		A B C		WH BL CHR **SN (std)**	MH3 B/C/D	CQIBL CQIWH	LKBL LKSN	
	LV		**MT**					
	series	dimensions	product	metal finish	connectivity	CQi p. 142	lock p. 157	handle p. 153
Example	**LV**	366159	**MT**	SN	MH3B	QIBL	LKSN	

Multimedias Tables

MB

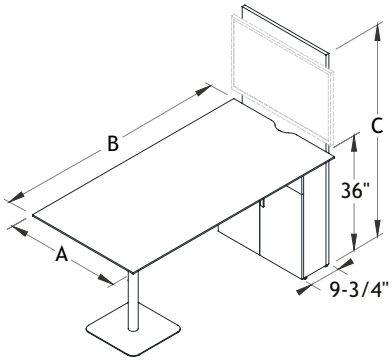

Combination of Colors

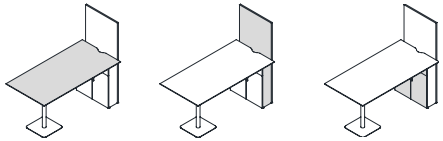

Top | Base | Front

Manufacturing Standards

- Delivered disassembled;
- Rectangular top with knife edge and square satin nickel finish Lennox metal base, 36" H;
- Surface cutout for wire management;
- Storage cabinet under the top with 2 adjustable shelves and satin nickel finish H052 handles;
- Built-in 1" laminate vertical panel to mount a screen;
- Grommet hole in the base of the unit to manage screen cables;
- Vertical wood grain on front and on vertical panel.

Dimension "B" includes the 1" vertical panel.

Screen and screen mounting hardware not included. Maximum recommended screen size 60".

Handle: *For a handle other than* H052 *standard, please choose from the Logiflex list at no extra charge.,see* *p. 153**).*

Options

Lock

LK
$46 ea.

Connectivity

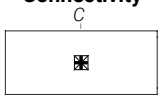

Specify connectivity on p. 159

MH3

A $430 | B/C $430 | D $430

MH1
$698

Wireless charger

CQIBL $119 | CQIWH $119

Prices

Dimensions A B C	SN/BL/WH	CHR
305566	1864	2781
306166	1910	2824
306766	1954	2869
307366	1998	2914
365566	1980	2899
366166	2031	2951
366766	2088	3003
367366	2139	3055

How to Order

		A B C		WH BL CHR **SN (std)**	MH3 B/C/D	CQIBL CQIWH	LKBL LKSN	
	LV		**MB**					
	series	dimensions	product	metal finish	connectivity	CQi p. 143	lock p. 157	handle p. 153
Example	**LV**	367366	**MB**	SN	MH3B	QIBL	LKSN	

Multimedias Tables

MG

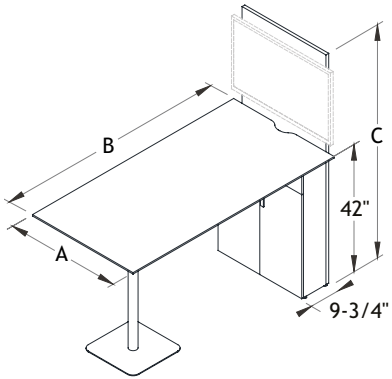

Combination of Colors

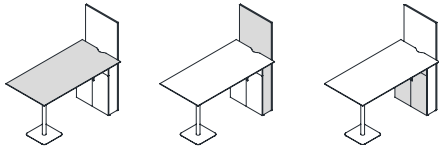

Top | Base | Front

Manufacturing Standards

- Delivered disassembled;
- Rectangular top with knife edge and square satin nickel finish Lennox metal base, 42" H;
- Surface cutout for wire management;
- Built-in 1" laminate vertical panel to mount a screen;
- Storage cabinet under the top with 2 adjustable shelves and satin nickel finish H052 handles;
- Grommet hole in the base of the unit to manage screen cables;
- Vertical wood grain on front and on vertical panel.

Dimension "B" includes the 1" vertical panel.

Screen and screen mounting hardware not included. Maximum recommended screen size 60".

Handle: *For a handle other than* H052 *standard, please choose from the Logiflex list at no extra charge.,see* *p. 153**).*

Options

Lock

LK
$46 ea.

Connectivity

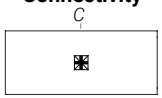

Specify connectivity on p. 159

MH3

A $430 | B/C $430 | D $430

MH1
$698

Wireless charger

CQIBL $119 | CQIWH $119

Prices

Dimensions A B C	SN/BL/WH	CHR
305572	1893	2846
306172	1937	2890
306772	1982	2933
307372	2027	2979
365572	2013	2962
366172	2066	3019
366772	2119	3071
367372	2171	3124

How to Order

		A B C		WH BL CHR **SN (std)**	MH3 B/C/D	CQIBL CQIWH	LKBL LKSN	
	LV		**MG**					
	series	dimensions	product	metal finish	connectivity	CQi p. 144	lock p. 157	handle p. 153
Example	**LV**	307372	**MG**	SN	MH3B	QIBL	LKSN	

Multimedias Tables with trapezoidal surface - 29"H

TMM-TZ

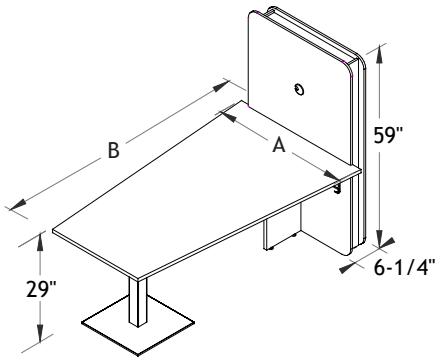

Bases

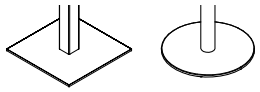

SDB RDB

Combination of Colors

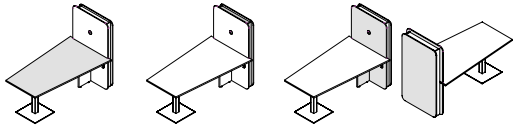

Top Base Front

Manufacturing Standards

- Delivered disassembled;
- Trapezoidal surface at 29" height on a metal base with a diameter of 20";
- Multimedia panel width :
  42"L top : 36"L
  48"L top : 42"L
- Dimension B is the total length of the surface and media unit;
- The smallest side of the surface is always 30";
- Total height of the cabinet: 59"H;
- 2-1/2" round grommet television wiring, Black (BL);
- 2 supports (CNTSH) matching with the base color.

POR and HDMI wire not included.

Screen and screen mounting hardware not included. The furniture is suitable for screens up to 60", with a maximum weight of 45 lbs / 20 kg.

Stiffeners installed under the sufaces of 102"L multimedias unit only.

The back of the markerboad has a different finish than the rest of the frame, see Appendix L.

For additional lengths to the connectivity kit, add jumper cables available on p. 160.

Options

Connectivity Kit

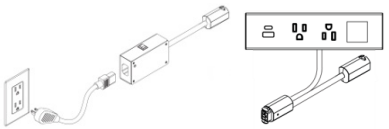

BEL-2-18-WH-PI
BEL-2-18-BL-PI
$1 077

Ventilation Grill

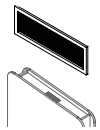

GRILLB
$58

Markerboard

MB
$857

Grommet Style

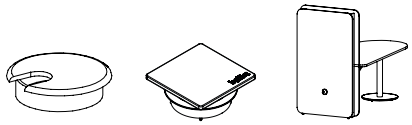

GRRND $28 ea.
C_PF $28 ea.

Prices

Dimensions A B	ML	MLL
4266	2299	2716
4278	2397	2896
4290	2494	3077
42102	2591	3257
4866	2369	2846
4878	2480	3052
4890	2647	3258
48102	2703	3458

How to Order

	ML MLL	A B		RDB SDB	WH BL **SN (std)**	BEL-2-18-WH-PI BEL-2-18-BL-PI **NBEL (std)**	GB **NGB (std)**	MB **NMB (std)**	GRRND C_PF **NGR (std)**
			TMM-TZ						
	serie	dimensions	product	base	base finish	connectivity	ventilation	back panel	grommet
Example	**ML**	4266	**TMM-TZ**	SDB	SN	NBEL	NGB	NMB	NGR

Multimedias Tables with boat surface - 29"H

TMM-WG

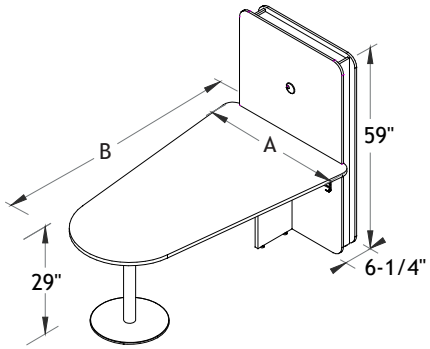

Bases

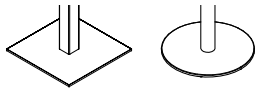

SDB RDB

Combination of Colors

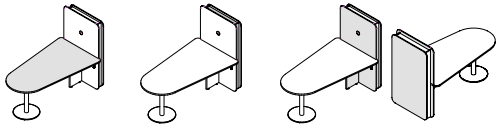

Top Base Front

Manufacturing Standards

- Delivered disassembled;
- Boat surface at 29" height on a metal base with a diameter of 20";
- Multimedia panel width :
  42"L top : 36"L
  48"L top : 42"L
- Dimension B is the total length of the surface and media unit;
- The smallest side of the surface is always 30";
- Total height of the cabinet: 59"H;
- 2-1/2" round grommet television wiring, Black (BL);
- 2 supports (CNTSH) matching with the base color.

POR and HDMI wire not included.

Screen and screen mounting hardware not included. The furniture is suitable for screens up to 60", with a maximum weight of 45 lbs / 20 kg.

Stiffeners installed under the sufaces of 102"L multimedias unit only.

The back of the markerboad has a different finish than the rest of the frame, see Appendix L.

For additional lengths to the connectivity kit, add jumper cables available on p. 160.

Options

Connectivity Kit

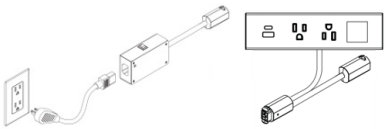

BEL-2-18-WH-PI
BEL-2-18-BL-PI
$1 077

Ventilation Grill

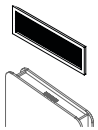

GRILLB
$58

Markerboard

MB
$857

Grommet Style

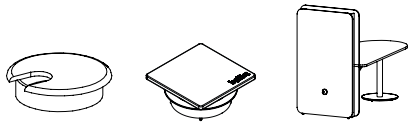

GRRND C_PF
$28 ea.

Prices

Dimensions A B	ML	MLL
4266	2299	2716
4278	2397	2896
4290	2494	3077
42102	2591	3257
4866	2369	2846
4878	2480	3052
4890	2647	3258
48102	2703	3458

How to Order

	ML MLL	A B		RDB SDB	WH BL **SN (std)**	BEL-2-18-WH-PI BEL-2-18-BL-PI **NBEL (std)**	GB **NGB (std)**	MB **NMB (std)**	GRRND **NGR (std)**
			TMM-WG						
	serie	dimensions	product	base	base finish	connectivity	ventilation	back panel	grommet
Example	**ML**	4266	**TMM-WG**	SDB	SN	NBEL	NGB	NMB	NGR

Multimedias Tables with trapezoidal surface - 40"H

BMM-TZ

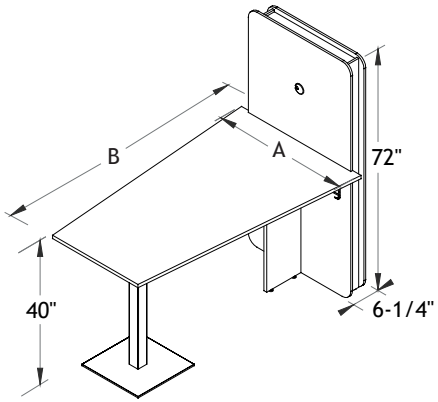

Bases

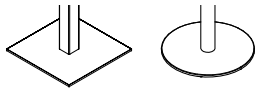

SDB RDB

Combination of Colors

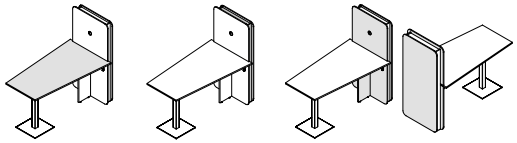

Top Base Front

Manufacturing Standards

- Delivered disassembled;
- Trapezoidal surface at 40" height on a metal base with a diameter of 20";
- Multimedia panel width :
  42"L top : 36"L
  48"L top : 42"L
- Dimension B is the total length of the surface and media unit;
- The smallest side of the surface is always 30";
- Total height of the cabinet: 72"H;
- 2-1/2" round grommet television wiring, Black (BL);
- 2 supports (CNTSH) matching with the base color.

POR and HDMI wire not included.

Screen and screen mounting hardware not included. The furniture is suitable for screens up to 60", with a maximum weight of 45 lbs / 20 kg.

Stiffeners installed under the sufaces of 102"L multimedias unit only.

The back of the markerboad has a different finish than the rest of the frame, see Appendix L.

For additional lengths to the connectivity kit, add jumper cables available on p. 160.

Options

Connectivity Kit

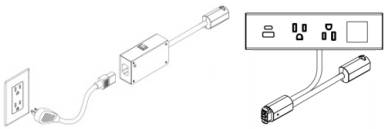

BEL-2-18-WH-PI
BEL-2-18-BL-PI
$1 077

Ventilation Grill

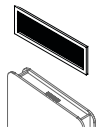

GRILLB
$58

Markerboard

MB
$857

Grommet Style

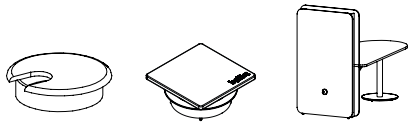

GRRND C_PF
$28 ea.

Prices

Dimensions A B	ML	MLL
4266	2403	2820
4278	2501	3000
4290	2598	3181
42102	2696	3361
4866	2473	2950
4878	2584	3156
4890	2751	3362
48102	2807	3562

How to Order

	ML MLL	A B		RDB SDB	WH BL **SN (std)**	BEL-2-18-WH-PI BEL-2-18-BL-PI **NBEL (std)**	GB **NGB (std)**	MB **NMB (std)**	GRRND **NGR (std)**
			BMM-TZ						
	serie	dimensions	product	base	base finish	connectivity	ventilation	back panel	grommet
Example	**ML**	4266	**BMM-TZ**	SDB	SN	NBEL	NGB	NMB	NGR

Multimedias Tables with boat surface - 40"H

BMM-WG

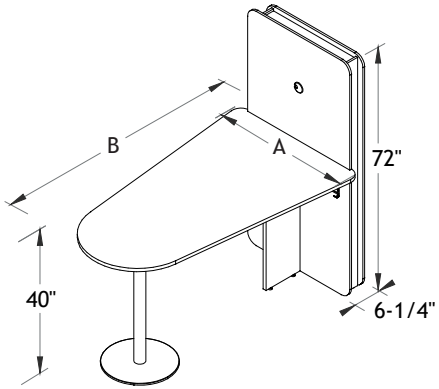

Bases

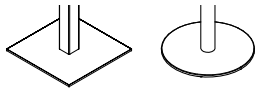

SDB RDB

Combination of Colors

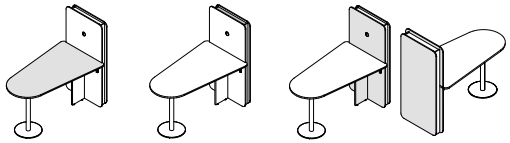

Top Base Front

Manufacturing Standards

- Delivered disassembled;
- Boat surface at 40" height on a metal base with a diameter of 20";
- Multimedia panel width :
  42"L top : 36"L
  48"L top : 42"L
- Dimension B is the total length of the surface and media unit;
- The smallest side of the surface is always 30";
- Total height of the cabinet: 72"H;
- 2-1/2" round grommet television wiring, Black (BL);
- 2 supports (CNTSH) matching with the base color.

POR and HDMI wire not included.

Screen and screen mounting hardware not included. The furniture is suitable for screens up to 60", with a maximum weight of 45 lbs / 20 kg.

Stiffeners installed under the sufaces of 102"L multimedias unit only.

The back of the markerboad has a different finish than the rest of the frame, see Appendix L.

For additional lengths to the connectivity kit, add jumper cables available on p. 160.

Options

Connectivity Kit

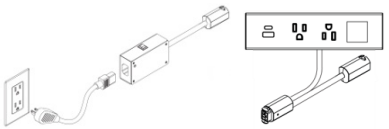

BEL-2-18-WH-PI
BEL-2-18-BL-PI
$1 077

Ventilation Grill

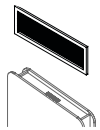

GRILLB
$58

Markerboard

MB
$857

Grommet Style

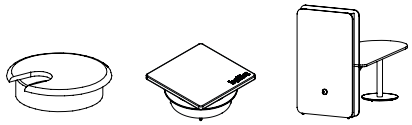

GRRND C_PF
$28 ea.

Prices

Dimensions A B	ML	MLL
4266	2403	2820
4278	2501	3000
4290	2598	3181
42102	2696	3361
4866	2473	2950
4878	2584	3156
4890	2751	3362
48102	2807	3562

How to Order

	ML MLL	A B		RDB SDB	WH BL **SN (std)**	BEL-2-18-WH-PI BEL-2-18-BL-PI **NBEL (std)**	GB **NGB (std)**	MB **NMB (std)**	GRRND **NGR (std)**
			BMM-WG						
	serie	dimensions	product	base	base finish	connectivity	ventilation	back panel	grommet
Example	**ML**	4266	**BMM-WG**	SDB	SN	NBEL	NGB	NMB	NGR

29" Collaboration Tables

TAC29

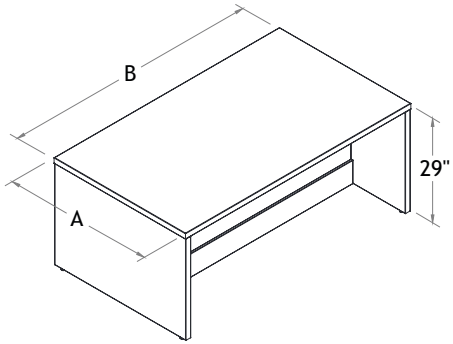

Interior space

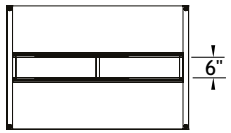

Combination of Colors

Top & Legs
Color available for 1-5/8" only

Modesty & Removable Panel
5/8" panel

Manufacturing Standards

- Delivered disassembled;
- Top and legs in laminate;
  LL: 1";
  LK: 1-5/8";
- Modesty in 5/8" laminate with removable panel to ease wire management;
- White nylon levelers;
- 29" high.

Leg Grommet: *2-1/2" black plastic grommet.*

Top Connectivity: *Connectivity units are offered only in the horizontal position and cannot be ordered in the same position (ex: MH3A and QIBL in the centre position).*

Note: *Both grommet and connectivity options cannot be ordered together on the same side. (ex. PGR).*

Combination of Colors: *High gloss finish is only available on modesties and removable panels.*

Options

Leg Grommet

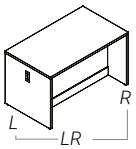

PGR
$0

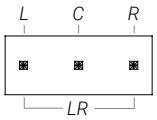

Top Connectivity

MH3
A $430 | B/C $430 | D $430

MH1
$698

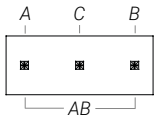

Wireless Charger

CQIBL $119 | CQIWH $119

How to Order

				PGRL PGRR PGLR **PNGR (std)**	MH1 MH3A MH3B MH3C MH3D	L C R LR	CQIBL CQIWH	A C B AB
LK	AB	**TAC**	**29**					
series	dimensions	code	height	leg grommet	connectivity: top connectivity + position		wireless charger Qi + position	
Example **LK**	3648	**TAC**	**29**	PNGR				

Prices

Dimensions A B C	LL	LK
364829	1413	1413
366029	1509	1509
367229	1604	1604
368429	1702	1702
369629	1814	
424829	1509	1509
426029	1604	1604
427229	1702	1702
428429	1795	
429629	1910	

36" Collaboration Tables

TAC36

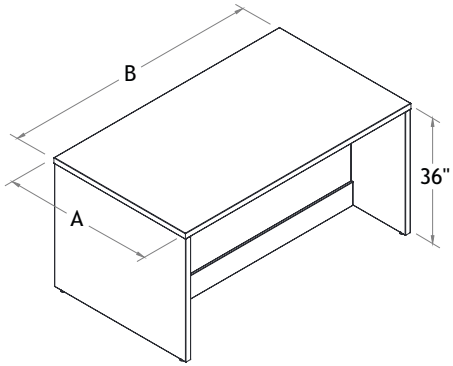

Interior space

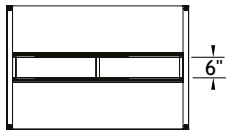

Combination of Colors

Top & Legs
Color available for 1-5/8" only

Modesty & Removable Panel
5/8" panel

Manufacturing Standards

- Delivered disassembled;
- Top and legs in laminate;
  LL: 1";
  LK: 1-5/8";
- Modesty in 5/8" laminate with removable panel to ease wire management;
- White nylon levelers;
- 36" high.

Leg Grommet: *2-1/2" black plastic grommet.*

Top Connectivity: *Connectivity units are offered only in the horizontal position and cannot be ordered in the same position (ex: MH3A and QIBL in the centre position).*

Note: *Both grommet and connectivity options cannot be ordered together on the same side. (ex. PGR).*

Combination of Colors: *High gloss finish is only available on modesties and removable panels.*

Options

Leg Grommet

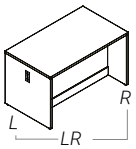

PGR
$0

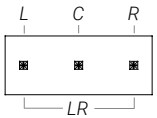

Top Connectivity

MH3
A $430 | B/C $430 | D $430

MH1
$698

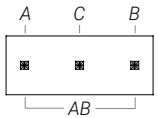

Wireless Charger

CQIBL $119 | CQIWH $119

How to Order

				PGRL PGRR PGLR **PNGR (std)**	MH1 MH3A MH3B MH3C MH3D	L C R LR	CQIBL CQIWH	A C B AB
LK	AB	**TAC**	**36**					
series	dimensions	code	height	leg grommet	connectivity: top connectivity + position		wireless charger Qi + position	
Example **LK**	3648	**TAC**	**36**	PNGR				

Prices

Dimensions A B C	LL	LK
364836	1575	1575
366036	1682	1682
367236	1783	1783
368436	1901	1901
369636	2020	
424836	1672	1672
426036	1775	1775
427236	1879	1879
428436	1998	
429636	2116	

42" Collaboration Tables

TAC42

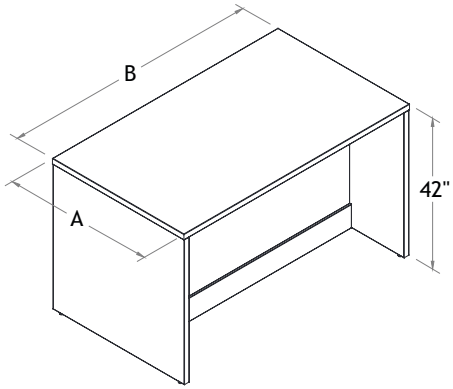

Interior space

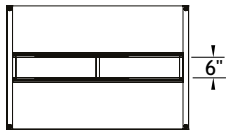

Combination of Colors

Top & Legs
Color available for 1-5/8" only

Modesty & Removable Panel
5/8" panel

Manufacturing Standards

- Delivered disassembled;
- Top and legs in laminate;
  LL: 1";
  LK: 1-5/8";
- Modesty in 5/8" laminate with removable panel to ease wire management;
- White nylon levelers;
- 42" high.

Leg Grommet: *2-1/2" black plastic grommet.*

Top Connectivity: *Connectivity units are offered only in the horizontal position and cannot be ordered in the same position (ex: MH3A and QIBL in the centre position).*

Note: *Both grommet and connectivity options cannot be ordered together on the same side. (ex. PGR).*

Combination of Colors: *High gloss finish is only available on modesties and removable panels.*

Options

Leg Grommet

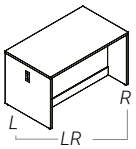

PGR
$0

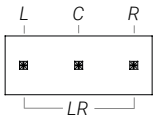

Top Connectivity

MH3
A $430 | B/C $430 | D $430

MH1
$698

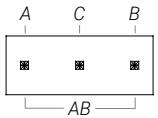

Wireless Charger

CQIBL $119 | CQIWH $119

How to Order

				PGRL PGRR PGLR **PNGR (std)**	MH1 MH3A MH3B MH3C MH3D	L C R LR	CQIBL CQIWH	A C B AB
LK	AB	**TAC**	**42**					
series	dimensions	code	height	leg grommet	connectivity: top connectivity + position		wireless charger Qi + position	
Example **LK**	3648	**TAC**	**42**	PNGR				

Prices

Dimensions A B C	LL	LK
364842	1746	1746
366042	1864	1864
367242	1982	1982
368442	2107	2107
369642	2242	
424842	1910	1910
426042	2027	2027
427242	2144	2144
428442	2270	
429642	2403	

Accessories

Handles

HJA

Handle

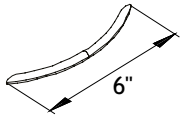

- 6" metal handle;
- 5-1/32" (128mm) center to center.

Code	$	Description
HJA	15	*Satin Nickel*
HJAB	15	*Black*

H011

Handle

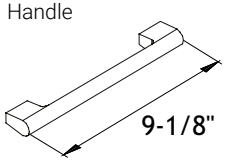

- 9-1/8" metal handle;
- 8-13/16" (224mm) center to center.

Code	$	Description
H011	15	*Satin Nickel*

H051

Handle

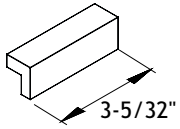

- 3-5/32" metal handle;
- 2-17/32" (64mm) center to center.

Code	$	Description
H051CHR	15	*Chrome*
H051SN	15	*Satin Nickel*
H051BL	15	*Black*
H051WH	15	*White*

H052

Handle

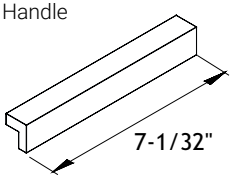

- 7-1/32" metal handle;
- 6-9/32" (160mm) center to center.

Code	$	Description
H052CHR	15	*Chrome*
H052SN	15	*Satin Nickel*
H052BL	15	*Black*
H052WH	15	*White*

H060

Handle

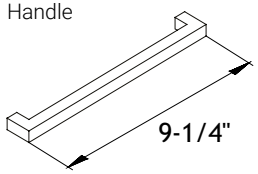

- 9-1/4" metal handle;
- 8-3/4" (222.25mm) center to center.

Code	$	Description
H060BN	15	*Brushed Nickel*
H060CHR	15	*Chrome*

H070

Handle

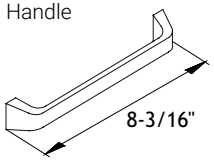

- 8-3/16" metal handle;
- 7-1/2" (190.5mm) center to center.

Code	$	Description
H070BN	15	*Brushed Nickel*
H070CHR	15	*Chrome*

H071

Handle

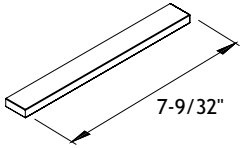

- 7-9/32" metal handle;
- 6-5/16" (160.338mm) center to center.

Code	$	Description
H071CHR	15	*Chrome*
H071BN	15	*Brushed Nickel*
H071BL	15	*Black*
H071WH	15	*White*

H072

Handle

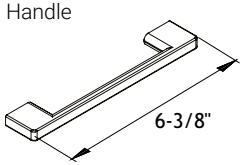

- 6-3/8" metal handle;
- 5-1/32" (127.8mm) center to center.

Code	$	Description
H072CHR	15	*Chrome*
H072BL	15	*Black*
H072WH	15	*White*

SXP002

Handle

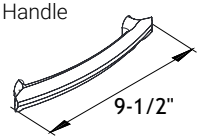

- 9-1/2" metal handle;
- 7-9/16" (191,5mm) center to center.

Code	$	Description
SXP002	15	*Satin Nickel*

SXP003

Handle

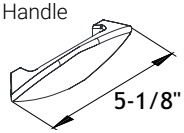

- 5-1/8" metal handle;
- 3-25/32" (96mm) center to center.

Code	$	Description
SXP003	15	*Satin Nickel*

Legs

4.5

Round Leg



- Fixed round metal leg / on leveler;
- 4-1/2" diameter;
- 6" x 6" end plate;
- Finish: Black (BL) and Satin Nickel (SN);
- Height: 27-1/2".

Code	$	Description
4.5BL	260	*Black*
4.5SN	260	*Satin Nickel*

IFN

Round Leg

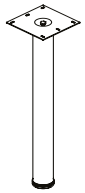

- Fixed round metal leg / on leveler;
- 2-1/2" diameter;
- 3-3/4" x 3-3/4" end plate screwed to the leg;
- Finish: Black (BL) and Satin Nickel (SN);
- Height: 27-1/2".

Code	$	Description
IFNBL	91	*Black*
IFNSN	91	*Satin Nickel*

IFW

Round Leg

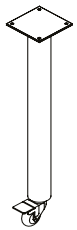

- Fixed round metal leg;
- 2-1/2" diameter;
- Locking wheel;
- 3-3/4" x 3-3/4" end plate;
- Finish: Black (BL) and Satin Nickel (SN);
- Height: 28".

Code	$	Description
IFWBL	160	*Black*
IFWSN	160	*Satin Nickel*

MT

T Leg

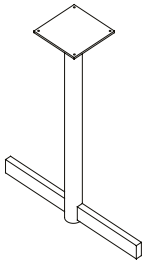

- Fixed metal T leg;
- Base: 22" (CHR), 26", 30" or 36" (BL) and (CHR);
- 8" x 8" end plate;
- Finish: Black (BL) and Chrome (CHR);
- Height: 27-1/2".

Code	$	Description
MT26BL	236	*26" base, Black*
MT30BL	236	*30" base, Black*
MT36BL	236	*36" base, Black*
MT22CHR	236	*22" base, Chrome*
MT26CHR	236	*26" base, Chrome*
MT30CHR	236	*30" base, Chrome*
MT36CHR	236	*36" base, Chrome*

MY

V Leg

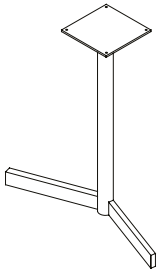

- Fixed metal V leg;
- Base: 26", 30" or 36";
- 8" x 8" end plate;
- Finish: Black (BL) and Chrome (CHR);
- Height: 27-1/2".

Code	$	Description
MY26BL	236	*26" base, Black*
MY30BL	236	*30" base, Black*
MY36BL	236	*36" base, Black*
MY26CHR	236	*26" base, Chrome*
MY30CHR	236	*30" base, Chrome*
MY36CHR	236	*36" base, Chrome*

MXH44

Heavy Duty Cross Leg

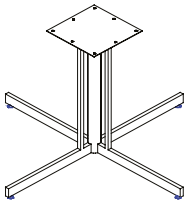

- Fixed Heavy Duty metal cross leg / on leveler;
- Base: 44"
- 12" x 12" end plate;
- Finish: Black (BL);
- Height: 27-1/2".

Code	$	Description
MXH44BL	483	*Black*

Legs

TF

Deluxe T Leg

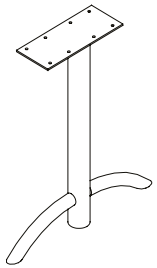

- Fixed Deluxe metal T leg / on levelers;
- Base: 24";
- 5" x 12" end plate;
- Finish: Black (BL) and Satin Nickel (SN);
- Height: 27-1/2".

Code	$	Description
TF24NBL	269	*24" base, Black*
TF24NSN	269	*24" base, Satin Nickel*

MXLX

Deluxe Cross Leg

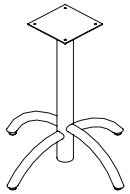

- Fixed Deluxe metal cross leg / on leveler;
- Base: 24", 30" or 36";
- 8" x 8" end plate;
- Finish: Black (BL) and Satin Nickel (SN);
- Height: 27-1/2".

Code	$	Description
MXLX24BL	661	*24" base, Black*
MXLX30BL	661	*30" base, Black*
MXLX36BL	661	*36" base, Black*
MXLX24SN	661	*24" base, Satin Nickel*
MXLX30SN	661	*30" base, Satin Nickel*
MXLX36SN	661	*36" base, Satin Nickel*

MX

Cross Leg

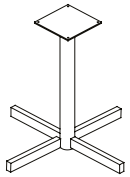

- Fixed metal cross leg;
- Base: 26", 30"or 36";
- 8" x 8" end plate;
- Finish: Black (BL) and Chrome (CHR);
- Height: 27-1/2".

Code	$	Description
MX26BL	266	*26" base, Black*
MX30BL	310	*30" base, Black*
MX36BL	310	*36" base, Black*
MX26CHR	310	*26" base, Chrome*
MX30CHR	310	*30" base, Chrome*
MX36CHR	310	*36" base, Chrome*

HATLEY

Fixed Leg

- Set of two 28" tapered legs with wood insert;
- 4" x 4" end plate;
- Finish: Satin Nickel (SN) and Chrome (CHR);
- Height: 28".

Code	$	Description
HATSN	337	*Satin Nickel*
HATCHR	337	*Chrome*
HATBL	337	*Black*

Varnish and Stain Colors of Wooden Insert

GW	Golden Wheat	**PN**	Pecan
WW	White Wash	**CF**	Coffee
CT	Chestnut	**BR**	Brandy
ES	Espresso	**BK**	Bark
AT	Apricot	**SD**	Sand
BW	Black Wash	**BO**	Bordeaux

For stability reasons, please check with your account manager the dimensions of your furniture when ordering these legs separately from the surface.

RA2

Angled Rectangular Leg

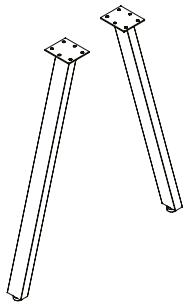

- Set of 2 angled rectangular metal legs;
- Dimensions: 2" x 1";
- Finish: Satin Nickel (SN) and Black (BL);
- Height: 28".

Code	$	Description
RA2SN	203	*Satin Nickel*
RA2BL	203	*Black*
RA2WH	203	*White*

For stability reasons, please check with your account manager the dimensions of your furniture when ordering this leg separately from the surface.

Legs

MAGOG

Fixed Leg

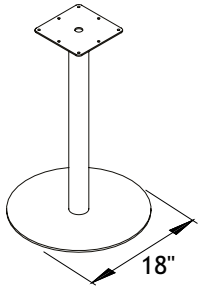

- Fixed Magog leg;
- Base: 18";
- 8" x 8" end plate;
- Finish: Satin Nickel (SN), Black (BL) and Chrome (CHR);
- Height: 28".

Code	$	Description
MAGSN	536	*Satin Nickel*
MAGBL	536	*Black*
MAGCHR	1093	*Chrome*
MAGWH	536	*White*

For stability reasons, please check with your account manager the dimensions of your furniture when ordering this leg separately from the surface.

LENNOX

Fixed Leg

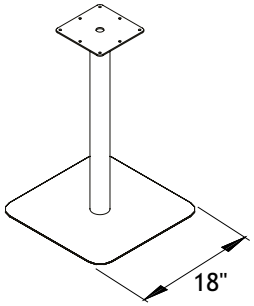

- Fixed Lennox leg;
- Base: 18";
- 8" x 8" end plate;
- Finish: Satin Nickel (SN), Black (BL) and Chrome (CHR);
- Height: 28".

Code	$	Description
LENSN	536	*Satin Nickel*
LENBL	536	*Black*
LENCHR	1093	*Chrome*
LENWH	536	*White*

For stability reasons, please check with your account manager the dimensions of your furniture when ordering this leg separately from the surface.

RDB

Round disk base

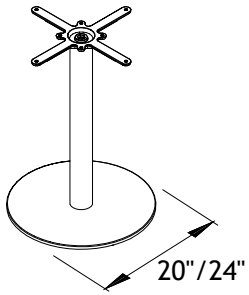

- Fixed round disk base;
- Base: 20" or 24";
- 18 1/8" end plate;
- Round tubular leg 3" diameter;
- Finish: Satin Nickel (SN), Black (BL) and White (WH);
- Height: 28", 35" and 39".

Code	$	Description
20RDB28SN	570	*Satin Nickel*
20RDB35SN	596	*Satin Nickel*
20RDB39SN	609	*Satin Nickel*
24RDB28SN	693	*Satin Nickel*
24RDB35SN	718	*Satin Nickel*
24RDB39SN	730	*Satin Nickel*
20RDB28BL	570	*Black*
20RDB35BL	596	*Black*
20RDB39BL	609	*Black*
24RDB28BL	693	*Black*
24RDB35BL	718	*Black*
24RDB39BL	730	*Black*
20RDB28WH	570	*White*
20RDB35WH	596	*White*
20RDB39WH	609	*White*
24RDB28WH	693	*White*
24RDB35WH	718	*White*
24RDB39WH	730	*White*

For stability reasons, please check with your account manager the dimensions of your furniture when ordering this leg separately from the surface.

Refer to the specification guide for tops and bases apart at Appendix H.

SDB

Square base

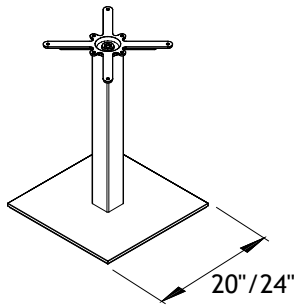

- Fixed square base;
- Base: 20" or 24";
- 18 1/8" end plate;
- Square tubular leg 3";
- Finish: Satin Nickel (SN), Black (BL) and White (WH);
- Height: 28", 35" and 39".

Code	$	Description
20SDB28SN	570	*Satin Nickel*
20SDB35SN	596	*Satin Nickel*
20SDB39SN	609	*Satin Nickel*
24SDB28SN	693	*Satin Nickel*
24SDB35SN	718	*Satin Nickel*
24SDB39SN	730	*Satin Nickel*
20SDB28BL	570	*Black*
20SDB35BL	596	*Black*
20SDB39BL	609	*Black*
24SDB28BL	693	*Black*
24SDB35BL	718	*Black*
24SDB39BL	730	*Black*
20SDB28WH	570	*White*
20SDB35WH	596	*White*
20SDB39WH	609	*White*
24SDB28WH	693	*White*
24SDB35WH	718	*White*
24SDB39WH	730	*White*

For stability reasons, please check with your account manager the dimensions of your furniture when ordering this leg separately from the surface.

Refer to the specification guide for tops and bases apart at Appendix H.

Miscellaneous Accessories

LK

Lock/key

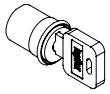

- Locks with keys
- Finish: Satin nickel or black finish;
- Additional locks, sold separately or factory installed;
- Please specify the type of furniture on which the will be installed.

Code	$	Description
LKSN	46	*Satin Nickel lock (factory installed)*
LKBL	46	*Black lock (factory installed)*
LKSNF	29	*Satin Nickel front lock*
LKBLF	29	*Black front lock*
LKSNP	29	*Satin Nickel door lock*
LKBLP	29	*Black door lock*
KEY	21	*Set of 2 keys - #501 - 600*
SERR 010	21	*1 master key*

EBC

Eraser and Crayon Kit

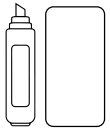

- Eraser and crayon kit for white boards.

Code	$	Description
EBC	66	

GCA2

Ganging Clamp

- Ganging clamp used to join 2 surfaces side by side;
- For use with training tables
- With thumb screw
- Kit of 2 plates and 4 fasteners. Order 1 per junction.

Code	$	Description
GCA2	28	

MCPU50

Miniature CPU Holder

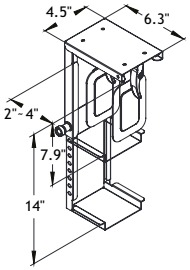

- Height adjustable: 8" - 14";
- Width adjustable: 2" - 4";
- Maximum capacity: 10 kg (22 lbs);
- Need a minimum 5" deep clearance.

Code	$	Description
MCPU50	184	

MCPU90

CPU Holder

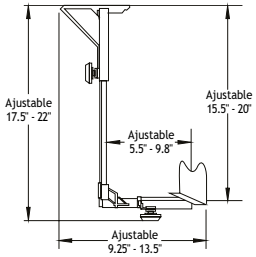

- Black metal CPU holder;
- Easy manipulation;
- Vertical adjustment:
  - Height: 15.5" x 20"
  - Width: 5.5" x 9.8"
- Horizontal adjustment:
  - Height: 17.5" x 22"
  - Width: 9.25" x 13.5"

Code	$	Description
MCPU90	221	*per unit*

CPUIND

CPU Holder

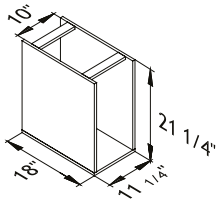

- 5/8" thick laminate CPU holder;
- 10" x 20" interior

Code	$	Description
CPUIND	188	*per unit*

CRLI

Hooks

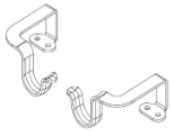

- Pair of Salto table hooks

Code	$	Description
CRLI 014	20	*White*
CRLI 015	20	*Black*
CRLI 016	20	*Satin nickel*

Electrical Accessories

BCSS1BL

Communication Box

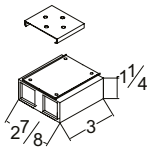

- Communication box to be installed under surface;
- 2 empty telecommunication outlets (outlets not included);
- 15A/125V;
- 1 set of universal adapters.

Code	$	Description
BCSS1BL	176	*Available in black only*

BCSS2BL

Communication Box

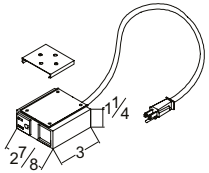

- Communication box to be installed under surface;
- 1 electrical outlet and 1 empty telecommunication outlet (outlet not included);
- 72" power cable with electric plug;
- 15A/125V;
- 1 set of universal adapters.

Code	$	Description
BCSS2BL	176	*Available in black only*

BCSS3BL

Communication Box

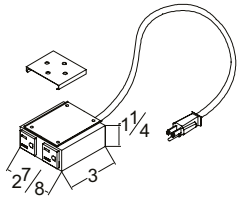

- Communication box to be installed under surface;
- 2 electrical outlets;
- 72" power cable with electric plug;
- 15A/125V;
- 1 set of universal adapters.

Code	$	Description
BCSS3BL	176	*Available in black only*

Electrical Accessories

MH1

Power/Data Centre

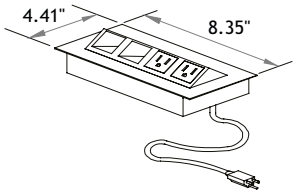

- Power/data centre with retractable door;
- 2 electrical outlets and 2 empty telecommunication outlets (outlets not included);
- 72" power cable with electric plug;
- 15A/125V. 1 set of universal adapters.

Code	$	Description
MH1SN	698	*Satin Nickel, 72" power cable*
MH1SN120	712	*Satin Nickel, 120" power cable*
MH1WH	698	*White, 72" power cable*
MH1WH120	712	*White, 120" power cable*
MH1BL	698	*Black, 72" power cable*
MH1BL120	712	*Black, 120" power cable*

MH1B

Power/Data Centre

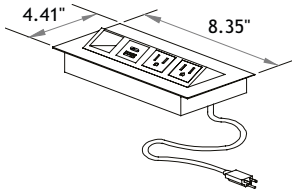

- Power/data centre with retractable door;
- 2 electrical outlets, 1 dual charger USB-a+c and 1 empty telecommunication outlet (outlet not included);
- 72" or 120" power cable with electric plug;
- 1 set of universal adapters.

Code	$	Description
MH1BSN	820	*Satin Nickel, 72" power cable*
MH1BSN120	836	*Satin Nickel, 120" power cable*

MH3A

Connectivity unit

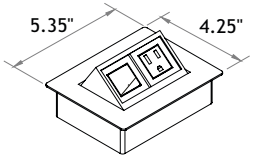

- Retractable connectivity unit with 1 electrical outlet and 1 empty telecommunication outlet (outlet not included);
- 72" or 120" power cable with electric plug;
- Finish: Satin Nickel.

Code	$	Description
MH3A	430	*Satin Nickel, 72" power cable*
MH3A120	444	*Satin Nickel, 120" power cable*

MH3B

Connectivity unit

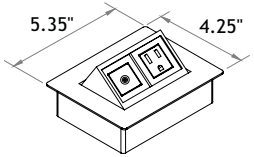

- Retractable connectivity unit with 1 audio jack and 1 electrical outlet;
- 72" or 120" power cable with electric plug;
- Finish: Satin Nickel.

Code	$	Description
MH3B	430	*Satin Nickel, 72" power cable*
MH3B120	444	*Satin Nickel, 120" power cable*

MH3C

Connectivity unit

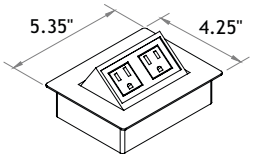

- Retractable connectivity unit with 2 electrical outlets;
- 72" or 120" power cable with electric plug;
- Finish: Satin Nickel.

Code	$	Description
MH3C	430	*Satin Nickel, 72" power cable*
MH3C120	444	*Satin Nickel, 120" power cable*

MH3D

Connectivity unit

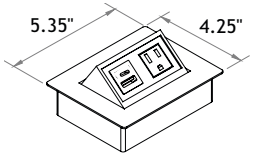

- Retractable connectivity unit with 1 electrical outlet and 1 dual charger USB-a+c;
- 72" or 120" power cable with electric plug;
- Finish: Satin Nickel.

Code	$	Description
MH3DSN	430	*Satin Nickel, 72" power cable*
MH3DSN120	444	*Satin Nickel, 120" power cable*
MH3DBL	430	*Black, 72" power cable*
MH3DBL120	444	*Black, 72" power cable*
MH3DWH	430	*White, 72" power cable*
MH3DWH120	444	*White, 120" power cable*

Electrical Accessories

BE1-DMB

Duplex Receptacle with Mounting Bracket

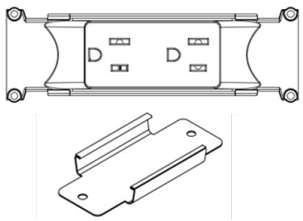

- Duplex receptacle 15 Amps;
- Metal mounting kit included;
- M/M;
- For system 1 circuit 15 Amps;
- Maximum of 8 duplex per circuit.

Code	$	Description
BE1-DMB	71	

BE1-DC

Connector F/F between Duplex

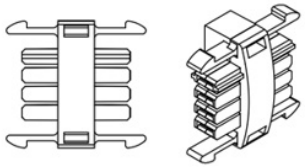

- Used to connect duplex to duplex;
- F/F;
- For system 1 circuit 15 Amps.

Code	$	Description
BE1-DC	16	

BE1-PI

Corded Power Infeed 15 Amps

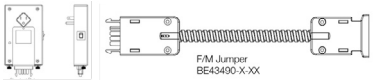

- Corded power infeed with 15 Amps plug (in 2 section);
- Female end;
- For system 1 circuit 15 Amps;
- Minimum 72" - Maximum 120".

Code	$	Description
BE1-PI72	552	
BE1-PI120	605	

BE1-J

Jumper F-F

- F/F jumper cable;
- Not adjustable;
- For system 1 circuit 15 Amps;
- Minimum 60" - Maximum 120".

Code	$	Description
BE1-J18	77	Cable - 18"L
BE1-J36	92	Cable - 36"L
BE1-J48	107	Cable - 48"L
BE1-J60	119	Cable - 60"L
BE1-J72	135	Cable - 72"L
BE1-J120	179	Cable - 120"L

BE1-HC

H-Connector M/M

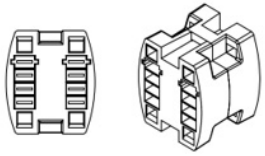

- H-connector M/M;
- Used to connect jumper cables F/F;
- For system 1 circuit 15 Amps.

Code	$	Description
BE1-HC	27	

Electrical Accessories

POR 01

RJ45, CAT 6 connectivity port

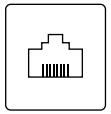

- RJ45, CAT6 connector;
- RJ45 M/F cable - 72" ;
- Finish: Black.

Code	$	Description
POR 01	153	

POR 02

RJ11 connectivity port

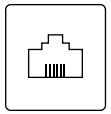

- RJ11 connector, 4 pin
- RJ11 M/F cable - 84";
- Finish: Black.

Code	$	Description
POR 02	45	

POR 03

USB connectivity port



- 1 USB (data/passive);
- USB M/F cable - 72";
- Finish: Black.

Code	$	Description
POR 03	95	

POR 04

HDMI connectivity port



- HDMI connector;
- HDMI F/F cable - 18";
- Finish: Black.

Code	$	Description
POR 04	141	

POR 05

Mini Stereo Jack

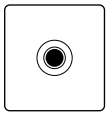

- 3.5 mm Mini Stereo Jack, M/F;
- Audio M/F cable -120";
- Finish: Black.

Code	$	Description
POR 05	50	

POR 06

VGA Connector

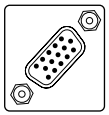

- VGA connector, 15 pin;
- VGA M/F cable -120";
- Finish: Black.

Code	$	Description
POR 06	177	

QIIP

Transmitter for iPhone

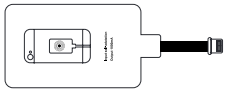

- Receiver for phones without Qi technology;
- For wireless charge devices;
- Adapter for Apple lightning port.

Code	$	Description
QIIP	122	

Electrical Accessories

BR1

Branch unit

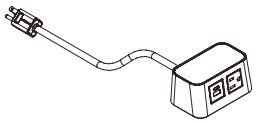

- 1 power outlet / 1 dual charger USB-a+c;
- Table top with braided storm 120 IN power cord.

Code	$	Description
BR1BL	515	*Black*
BR1WH	515	*White*

BR2

Branch unit

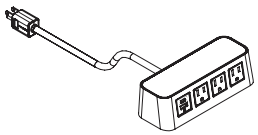

- 3 power outlet / 1 dual charger USB-a+c;
- Table top with braided storm 120 IN power cord.

Code	$	Description
BR2BL	660	*Black*
BR2WH	660	*White*

DSG

Double-sided grommet

Double-sided grommet
- Hole diameter: 2.5"
- Use for electrical cable management with division panels. Drilling to be done by the installer.
- Grommet to cut on site for desired thickness to cover;
- Can not be cut with a simple utility knife, use a sharper and safer tool.

Code	$	Description
DSG BL	25	*Black*
DSG WH	25	*White*

SQC

Ports USB A+C

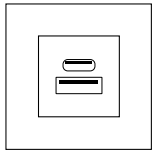

- Dual charger USB A+C;
- 72" cable;
- Finish: Black, Dusk, Navy, Storm

Code	$	Description
SQC-72-C	276	*Black*
SQC-72-JM	276	*Dusk*
SQC-72-JL	276	*Navy*
SQC-72-JK	276	*Storm*

SQU

USB port

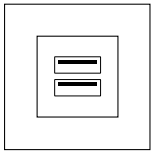

- 1 USB (data/passive);
- USB M/F cable - 72";
- Finish: Black, Dusk, Navy, Storm.

Code	$	Description
SQU-72-C	240	*Black*
SQU-72-JM	240	*Dusk*
SQU-72-JL	240	*Navy*
SQU-72-JK	240	*Storm*

SQE

Electric plug

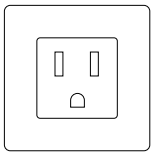

- Electric plug;
- Cable - 120";
- Finish: Black, Dusk, Navy, Storm.

Code	$	Description
SQE-120-C	146	*Black*
SQE-120-JM	146	*Dusk*
SQE-120-JL	146	*Navy*
SQE-120-JK	146	*Storm*

Electrical Accessories

BEL-1

Interlink Unit

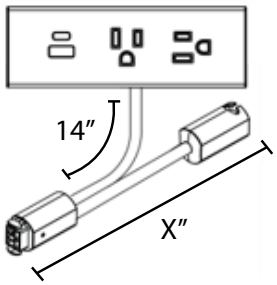

- Unit in surface with 2 power and dual port USB A+C;
- For Interlink system;
- Includes 1 variable length F/M jumper cable;
- 14" cable that connects the unit to the F/M jumper cable;
- Maximum of 8 connections per circuit. Refer to Appendix K;
- Finishes : Black and white.

Code	$	Description
BEL-1-18-BL	560	*Black*
BEL-1-24-BL	560	*Black*
BEL-1-36-BL	560	*Black*
BEL-1-48-BL	560	*Black*
BEL-1-60-BL	560	*Black*
BEL-1-18-WH	560	*White*
BEL-1-24-WH	560	*White*
BEL-1-36-WH	560	*White*
BEL-1-48-WH	560	*White*
BEL-1-60-WH	560	*White*

BEL-2

Interlink Unit

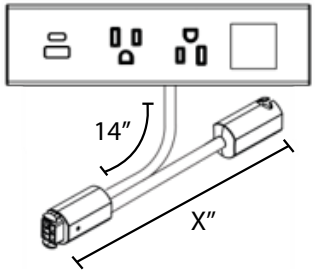

- Unit in surface with 2 power, dual port USB A+C and 1 space;
- For Interlink system;
- Includes 1 variable length F/M jumper cable;
- 14" cable that connects the unit to the F/M jumper cable;
- Maximum of 8 connections per circuit. Refer to Appendix K;
- Finishes : Black and white.

Code	$	Description
BEL-2-18-BL	560	*Black*
BEL-2-24-BL	560	*Black*
BEL-2-36-BL	560	*Black*
BEL-2-48-BL	560	*Black*
BEL-2-60-BL	560	*Black*
BEL-2-18-WH	560	*White*
BEL-2-24-WH	560	*White*
BEL-2-36-WH	560	*White*
BEL-2-48-WH	560	*White*
BEL-2-60-WH	560	*White*

BEL-PI72

Corded power infeed with plug

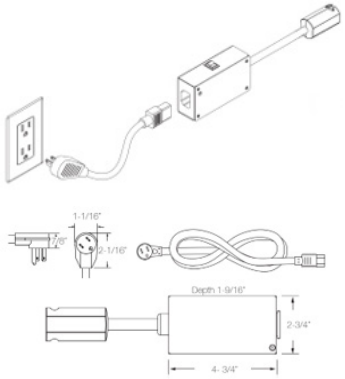

- Corded power infeed of 72" with 15a plug;
- For Interlink system;
- Female end.

Code	$	Description
BEL-PI72	517	

BEL-JFM

Interlink Jumper F/M

- Jumper F/M;
- For Interlink system;
- Minimum 18" - maximum 60".

Code	$	Description
BEL-JFM-18	132	
BEL-JFM-24	132	
BEL-JFM-36	132	
BEL-JFM-48	132	
BEL-JFM-60	132	

Electrical Accessories

BCSS-IL

Communication Box

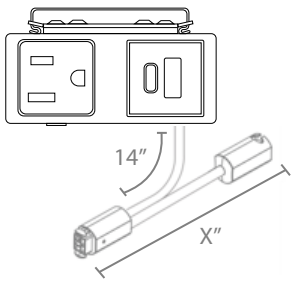

- Communication box to be installed under surface. The cable connecting the unit is 14";
- Includes variable length F/M junction cable (18" to 60" including connectors);
- Maximum of 8 connections per circuit. Refer to appendix J;
- Dimension 4"W X 3.5"D X 1.5"H;
- 1 electrical outlet;
- 1 outlet with USB A + USB C;
- 15A/125V;
- Finish : Black or White.

Code	$	Description
BCSS-IL-18-BL	361	
BCSS-IL-24-BL	361	
BCSS-IL-36-BL	361	
BCSS-IL-48-BL	361	
BCSS-IL-60-BL	361	
BCSS-IL-18-WH	361	
BCSS-IL-24-WH	361	
BCSS-IL-36-WH	361	
BCSS-IL-48-WH	361	
BCSS-IL-60-WH	361	

BEL-UM-1

Communication Box

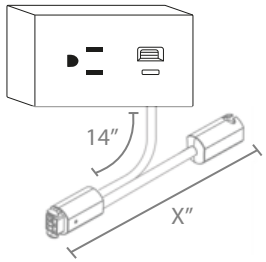

- Communication box to be installed under surface. The cable connecting the unit is 14";
- Includes variable length F/M junction cable (18" to 60" including connectors);
- Dimension 5.5"W X 2.5"D X 1.875"H;
- 1 electrical outlet;
- 1 outlet with USB A + USB C;
- Maximum of 8 connecitons per circuit. Refer to appendix J;
- Finish: Black or white.

Code	$	Description
BEL-UM-1-18-BL	534	
BEL-UM-1-24-BL	534	
BEL-UM-1-36-BL	534	
BEL-UM-1-48-BL	534	
BEL-UM-1-60-BL	534	
BEL-UM-1-18-WH	534	
BEL-UM-1-24-WH	534	
BEL-UM-1-36-WH	534	
BEL-UM-1-48-WH	534	
BEL-UM-1-60-WH	534	

SPINE

Wire Management Spine

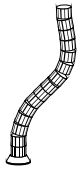

- 2" diameter;
- Gray plastic.

Code	$	Description
SPINE	172	

WS36-WS54

Fabric sleeve for wires

- Flexible fabric wire organizer (Cornerblock Black - Black and Charcoal - Gray of Ennis Fabrics);
- 3" diameter;
- With zipper.

Code	$	Description
WS36B	152	*Black*
WS36G	152	*Gray*
WS54B	153	*Black*
WS54G	153	*Gray*

Electrical Accessories

PBL

Power bar

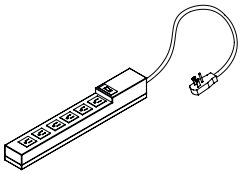

- Power bar with 6 electric outlets;
- 120" power cable with electric plug.

Code	$	Description
PBL	66	

CQI

Wireless Charger

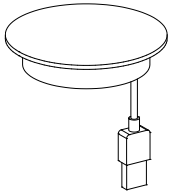

- Wireless air charger;
- Works with QI compatible devices;
- 59" USB cable with USB wall charger;
- Finish: Black, White.

Code	$	Description
CQIBL	119	Black
CQIWH	119	White

ELPF

Black Plastic Grommet

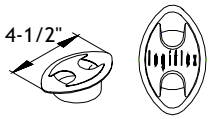

- Standard black plastic grommet with the Logiflex logo engraved;
- 2-1/2" diameter cutout.

Code	$	Description
ELPF	5	*Unit price*

C_PF

Grommet

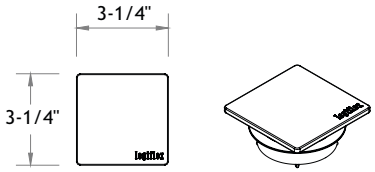

- Square metal grommet with the Logiflex logo engraved;
- Finish: Satin NIckel, Black and Chrome;
- 2-1/2" diameter cutout.

Code	$	Description
CAPF	28	*Unit price - Satin Nickel*
CBPF	28	*Unit price - Black*
CCPF	28	*Unit price - Chrome*
CDPF	28	*Unit price - White*

GRRND

Grommet

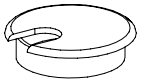

- Round plastic grommet;
- Finish: Black;
- 2-1/2" diameter cutout.

Code	$	Description
GRRND	28	

WM

Velcro Tie

- Velcro tie for electrical cable;
- The non-metallic buckle is safe to use around electrical devices;
- Dimensions: ¾" x 10";
- Color: black.

Code	$	Description
WM	14	*Unit price*
WMS	15	*with #8, 9/16" Robertson screw, per unit*

EL1

Retractable Connectivity unit

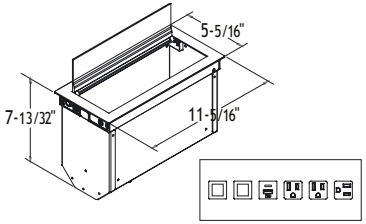

- Retractable connectivity unit with 3 electrical outlets, 1 dual charger USB-a+c and 2 empty telecommunication outlets (outlets not included);
- 72" or 120" power cable with electric plug;
- Finish: Satin Nickel.

Code	$	Description
EL1-72 SN	818	*Satin Nickel, 72" power cable*
EL1-120 SN	836	*Satin Nickel, 120" power cable*

EL2

Retractable Connectivity unit

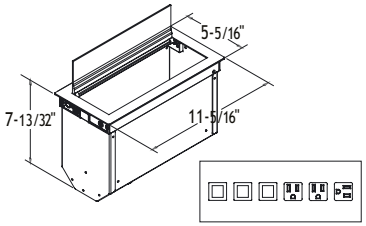

- Retractable connectivity unit with 3 electrical outlets and 3 empty telecommunication outlets (outlets not included);
- 72" or 120" power cable with electric plug;
- Finish: Satin Nickel.

Code	$	Description
EL2-72 SN	667	*Satin Nickel, 72" power cable*
EL2-120 SN	687	*Satin Nickel, 120" power cable*

As our product line is constantly evolving and expanding, we recommend that you visit logiflex.ca for updates.

logiflex

1235 St-Roch N., Sherbrooke QC J1N 0H2 Canada
T : 1.877.864.9323 | F : 1.800.474.7830 | logiflex.ca