

TABLES

ALL-PURPOSE TABLES

TUBULAR LEGS

2-1/2" metal tubular legs



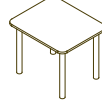
IFN



36TR
42TR



36TCA
42TCA



2430TA
3036TA
3648TA
3654TA

OVAL LEGS

Oval metal legs



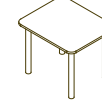
OVA



36TR
42TR



36TCA
42TCA



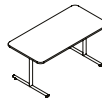
2430TA
3036TA
3648TA
3654TA

T-BASE

1-1/2" tubular metal base



STA2



2436TA
2442TA
2448TA
2454TA
2460TA

3048TA
3054TA
3060TA
3066TA
3072TA

CENTRAL BASE – FIXED

1-1/2" tubular metal X-shaped base



STA4



24TR
30TR
36TR



24TCA
30TCA
36TCA

CENTRAL BASE – ADJUSTABLE HEIGHT

3" tubular metal X-shaped base

Pneumatic height adjustment mechanism ranging from 28" to 36"



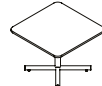
BPX



42ARC



38TR
42TR



38TCA
42TCA

OPTION – For BPX base only



Flip-Top Mechanism

FINISH

METAL FINISH

- Satin nickel

SURFACE FINISH

- Thermally fused or high-pressure laminate available in all finishes listed in the Logilife chart