

TABLES

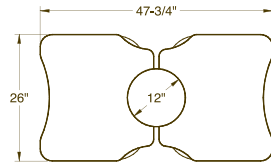
ADJUSTABLE SEPARATE SURFACES TABLES

2 ADJUSTABLE SURFACES

Table illustrated with the lazy susan option.



FLEX2SN / FLEX2BL



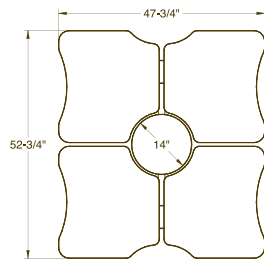
Separate curved surfaces 26" wide, each with an adjustment mechanism ranging from 27" to 37" high

4 ADJUSTABLE SURFACES

Table illustrated with the lazy susan option.



FLEX4TSN / FLEX4TBL



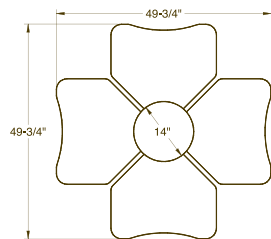
Separate curved surfaces 26" wide, each with an adjustment mechanism ranging from 27" to 37" high

4 ADJUSTABLE SURFACES

Table illustrated with the lazy susan option.



FLEX4XSN / FLEX4XBL



Separate curved surfaces 24.5" wide, each with an adjustment mechanism ranging from 27" to 37" high

BASIC FEATURES

SURFACES

- 1" thick high-pressure laminate
- Heat-sealed 2 mm PVC edges
- Adjustable tops from 27"h to 37"h

BASES

- Designed to offer maximum clearance
- Integrated non-marking white nylon levellers and casters

FINISH

METAL FINISH

- Satin nickel - SN
- Black - BL

SURFACE FINISH

- High-pressure laminate available in all finishes listed in the Logilife chart

LINOLEUM

- Linoleum surfaces available upon request.
- Consult the customer service for more information.

OPTIONS



Lazy Susan
PC12 PC14



Sliding Action
AP



Straight Front
ST